

**Applied filters:**

CPC: VCC: Medical Office Assistant;

<b>Cohort</b>	<b>184</b>
<b>Respondents</b>	<b>102</b>
<b>Response Rate</b>	<b>55%</b>

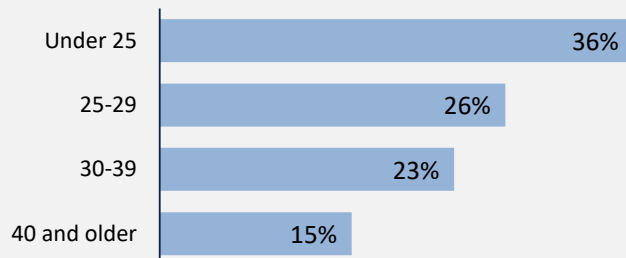
## Description of Survey Respondents

### Demographics

#### Gender



#### Age at the Time of the Survey



#### Aboriginal Identity

**3%**

*Based on domestic students only.*

#### Median Age

**27**

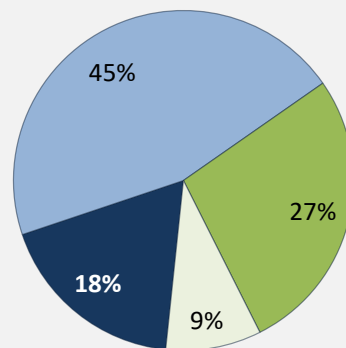
### Further Education

**22%**

took further studies after graduating from their program

*n = 22*

#### Further Studies Related to Program



Very related      Somewhat related  
 Not very related      Not at all related

#### Of those who took further studies at a different institution:

**19%**

expected transfer credit  
*n = 3*

#### Of those who expected transfer credit:

**0%**

Received transfer credit

**33%**

were very satisfied or satisfied with their transfer experience

**75%**

of those who had taken further studies said their program prepared them well

**19%**

of respondents were currently studying

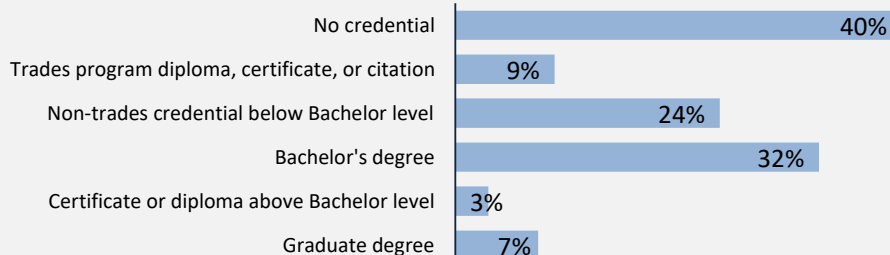
### Past Education

**69%**

of respondents had taken previous post-secondary education

*n = 70*

Respondents were asked if they took ABE or ESL courses during or prior to their studies



*Credentials are based on those who had taken previous post-secondary education. Respondents could report more than one type of post-secondary credential.*

#### Adult Basic Education

**19%**

#### English as a Second Language

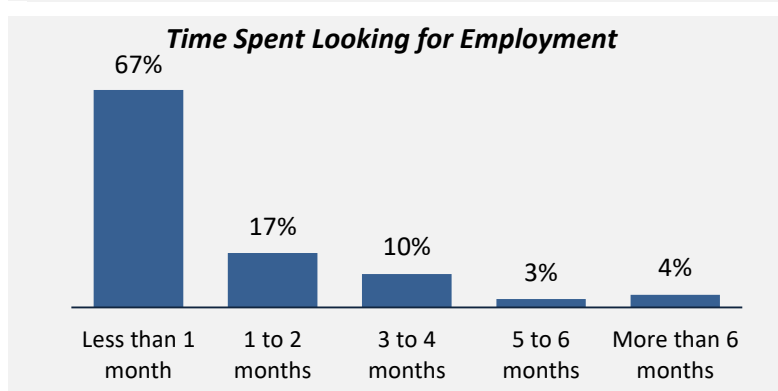
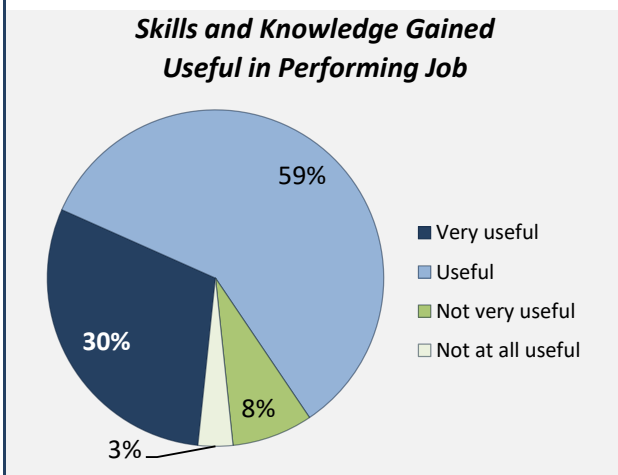
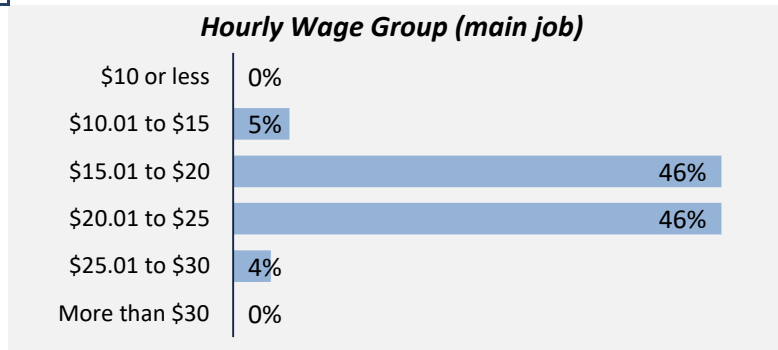
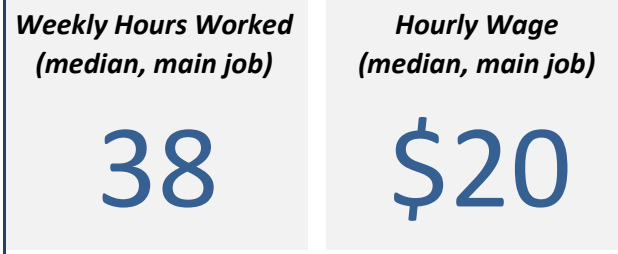
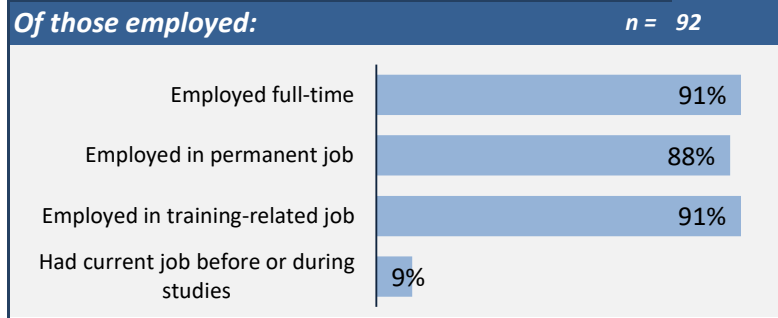
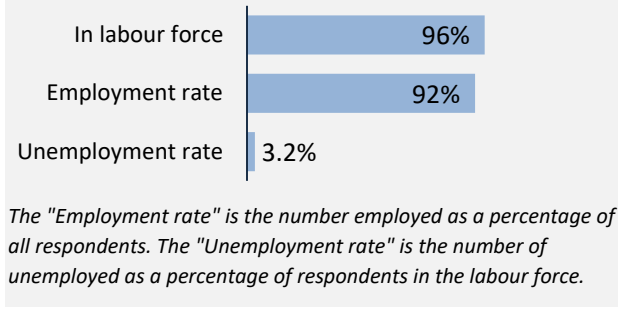
**8%**

**Applied filters:**

CPC: VCC: Medical Office Assistant;

<b>Cohort</b>	<b>184</b>
<b>Respondents</b>	<b>102</b>
<b>Response Rate</b>	<b>55%</b>

## Employment Outcomes



### Top Occupations (4-digit NOC)

	# Employed	% of those employed
1414: Receptionists	42	46%
1243: Medical administrative assistants	27	29%
XXXX: Unclassified occupations	9	10%
1411: General office support workers	3	3%
0311: Managers in health care	2	2%
6611: Cashiers	1	1%
3414: Other assisting occupations in support of health services	1	1%
3237: Other technical occupations in therapy and assessment	1	1%
1311: Accounting technicians and bookkeepers	1	1%
6421: Retail salespersons	1	1%
<b>Total of top occupations</b>	<b>88</b>	<b>96%</b>
<b>Total employed</b>	<b>92</b>	

**Applied filters:**

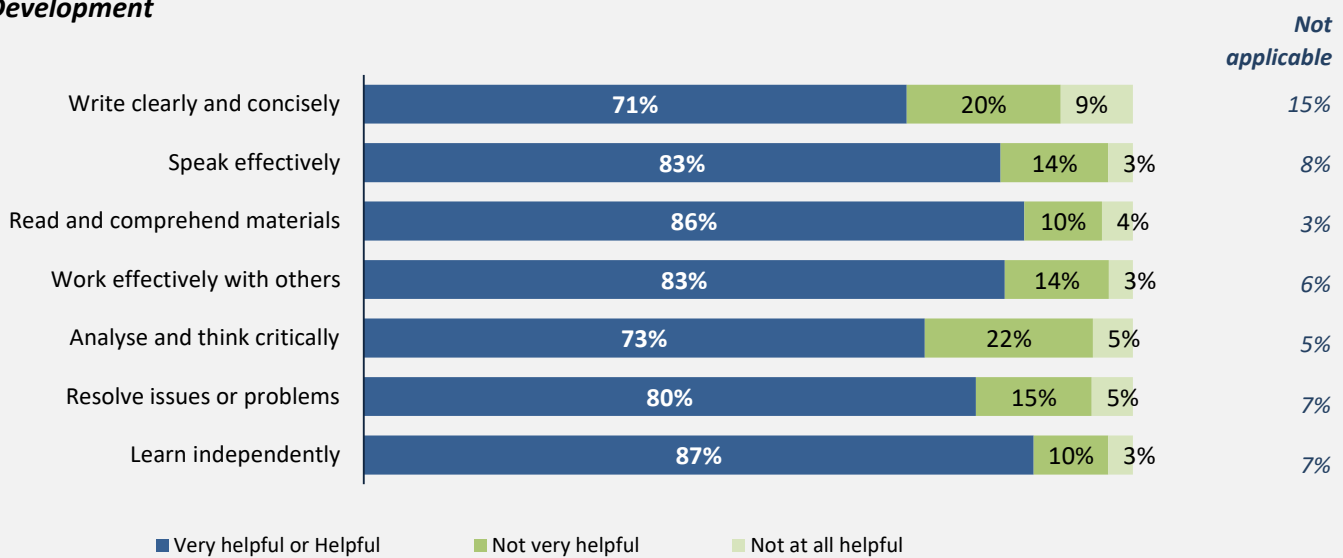
CPC: VCC: Medical Office Assistant;

<b>Cohort</b>	<b>184</b>
<b>Respondents</b>	<b>102</b>
<b>Response Rate</b>	<b>55%</b>

## Skill Development and Post-Secondary Experience

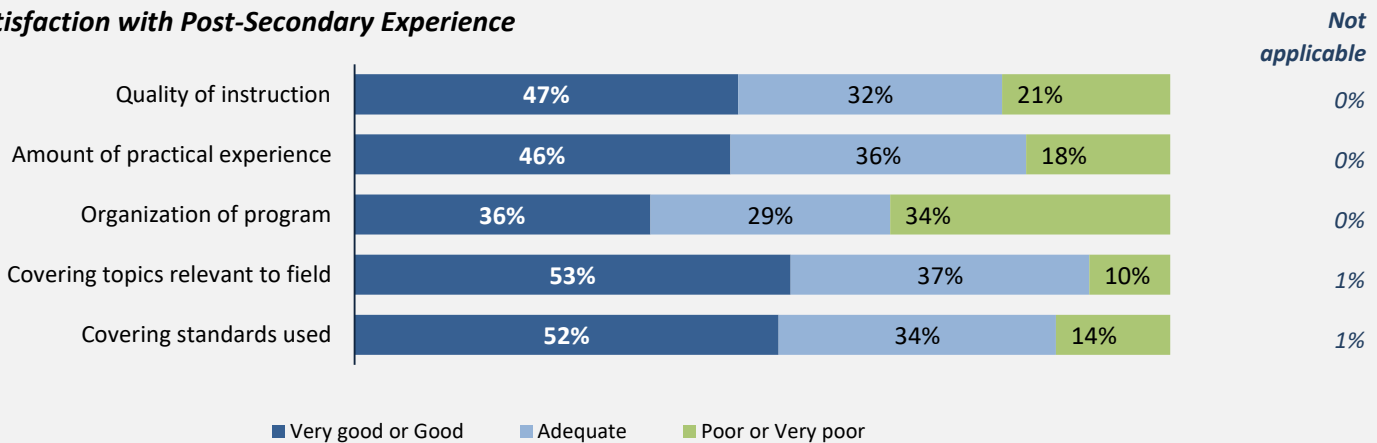
**80%** said they were very satisfied or satisfied with the education they received.

### Skill Development



Percentages are based on those who gave a valid rating, excluding those who said Not applicable.

### Satisfaction with Post-Secondary Experience



Percentages are based on those who gave a valid rating, excluding those who said Not applicable.