

# Summary of Survey Results: 2018 to 2022

Trades Training Type:

*Progressive apprenticeship, Traditional apprenticeship, Trades foundation, and Trades-related vocational programs*

**Applied filters:**

CPC: VCC: Diesel Heavy Duty Mechanics Apprentice Level 4;

Cohort 17  
Respondents 9  
Response Rate 53%

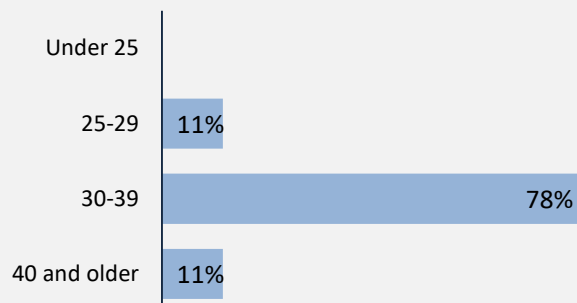
## Description of Survey Respondents

### Demographics

#### Gender



#### Age at the Time of the Survey



#### Aboriginal Identity

0%

*Based on domestic students only*

#### Median Age

33

### About the Respondents

22%

*relocated from their hometown to attend program*

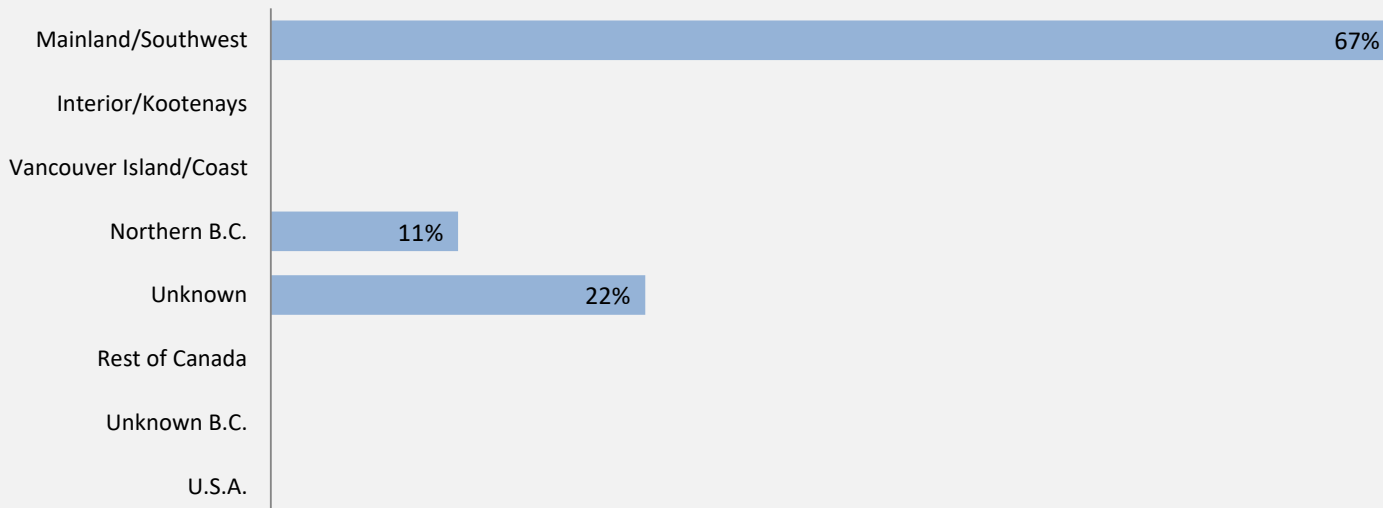
0%

*took **Adult Basic Education** courses during or prior to their trades training program*

0%

*took **English as a Second Language** courses during or prior to their trades training program*

### Region respondents were living in at the time of the survey



# Summary of Survey Results: 2018 to 2022

## Trades Training Type:

Progressive apprenticeship, Traditional apprenticeship, Trades foundation, and Trades-related vocational programs

### Applied filters:

CPC: VCC: Diesel Heavy Duty Mechanics Apprentice Level 4;

Cohort	17
Respondents	9
Response Rate	53%

## Employment Outcomes

In the labour force

100%

Employment rate

100%

Unemployment rate


0.0%

The "Employment rate" is the number employed as a percentage of all respondents.

The "Unemployment rate" is the number of unemployed as a percentage of respondents in the labour force.

### Of those employed:

n = 9



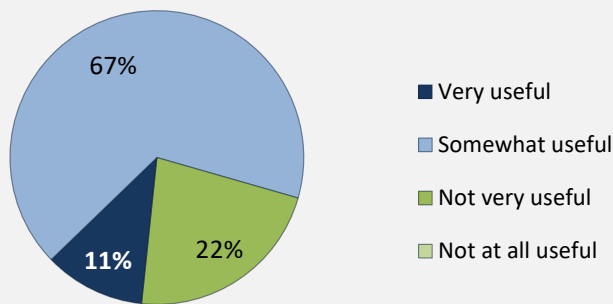
Hourly Wage  
(median, main job)

\$36

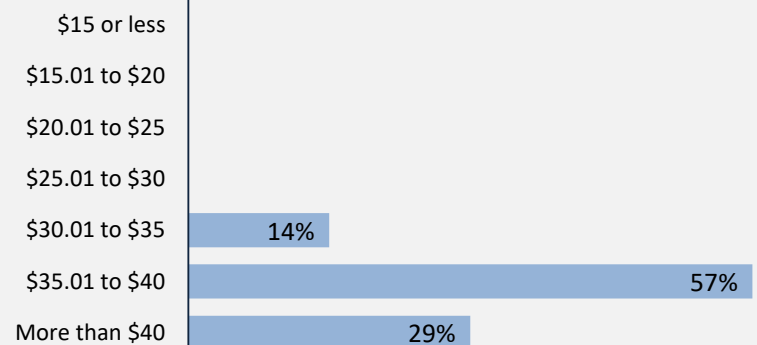
Hours Worked  
(median, main job)

45

### Skills and Knowledge Gained Useful in Performing Job



### Hourly Wage Group (main job)



### Top Occupations (4-digit NOC)

	# employed	% of those employed
7312: Heavy-duty equipment mechanics	4	44%
7321: Automotive service technicians, truck and bus mechanics and mechanical repairers	2	22%
7301: Contractors and supervisors, mechanic trades	1	11%
XXXX: Unclassified occupations	1	11%
7531: Railway yard and track maintenance workers	1	11%

Total of top occupations 9 100%

Total employed 9 Page 2 of 4

# Summary of Survey Results: 2018 to 2022

Trades Training Type:

*Progressive apprenticeship, Traditional apprenticeship, Trades foundation, and Trades-related vocational programs*

**Applied filters:**

CPC: VCC: Diesel Heavy Duty Mechanics Apprenticeship Level 4;

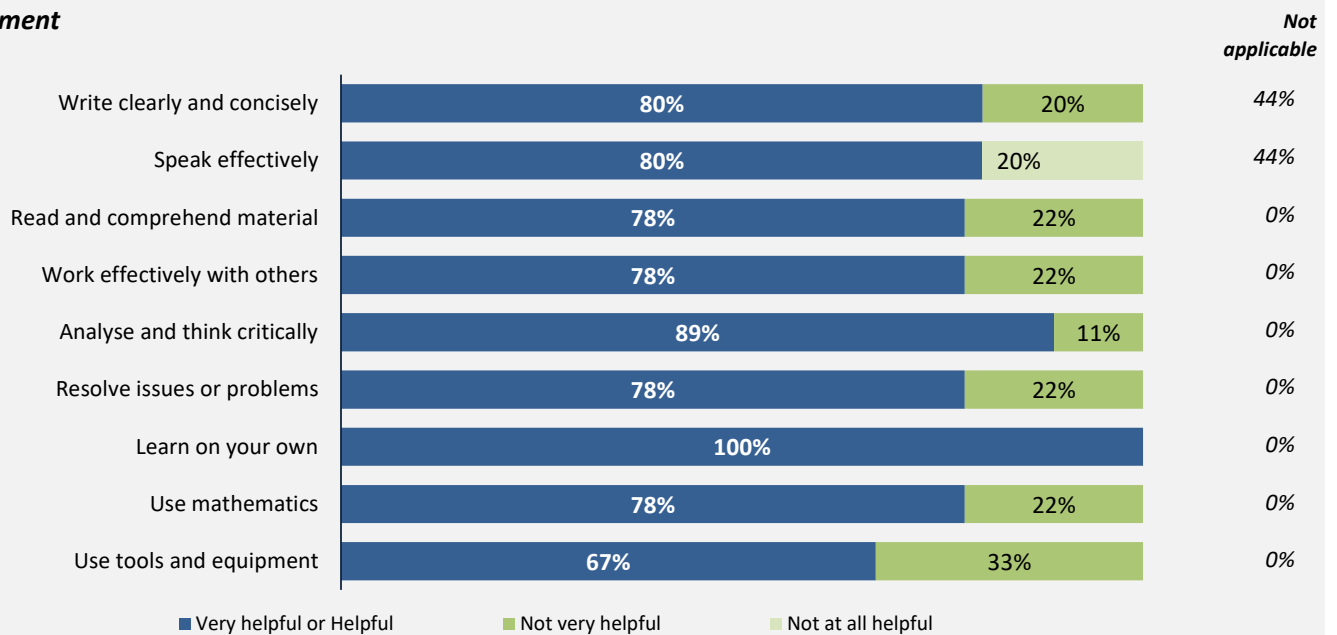
<b>Cohort</b>	<b>17</b>
<b>Respondents</b>	<b>9</b>
<b>Response Rate</b>	<b>53%</b>

## Skill Development and Post-Secondary Experience

# 89%

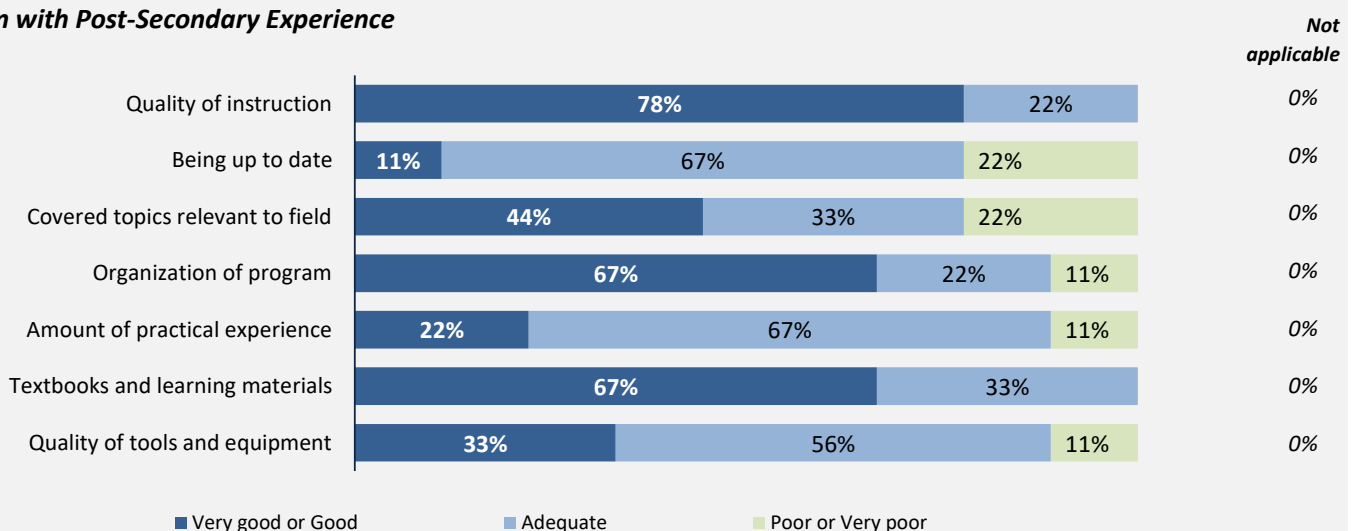
said they were very satisfied or satisfied with the education they received.

### Skill Development



Percentages are based on those who gave a valid rating, excluding those who said not applicable.

### Satisfaction with Post-Secondary Experience



Percentages are based on those who gave a valid rating, excluding those who said not applicable.

# Summary of Survey Results: 2018 to 2022

Trades Training Type:  
 Progressive apprenticeship, Traditional apprenticeship

**Applied filters:**

CPC: VCC: Diesel Heavy Duty Mechanics Apprentice Level 4;

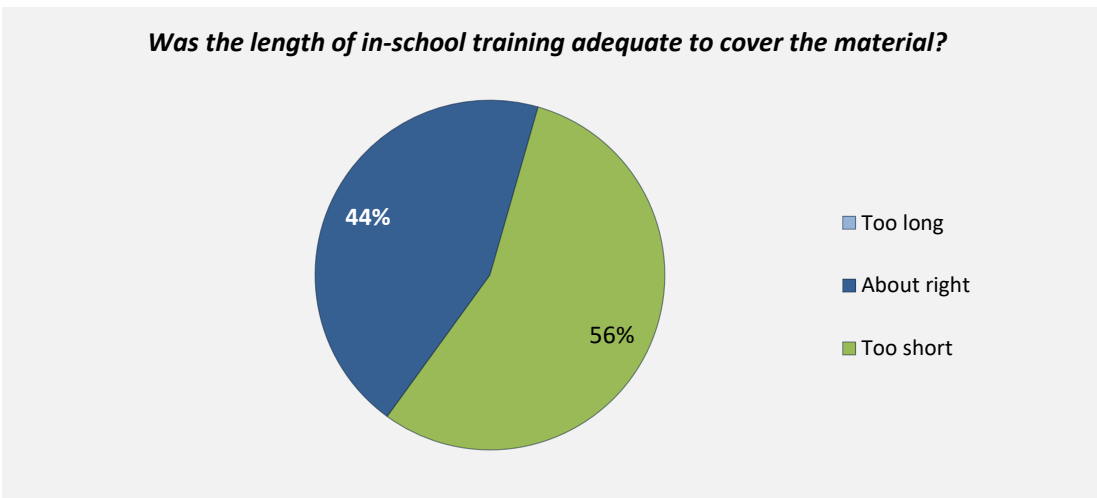
<b>Cohort</b>	<b>17</b>
<b>Respondents</b>	<b>9</b>
<b>Response Rate</b>	<b>53%</b>

## Apprenticeship programs

### In-School Experiences

**78%**  
 obtained their  
 Certificate of Qualification

**89%**  
 said the knowledge and skills gained  
 in their program were useful in  
 preparing to write the Certificate of  
 Qualification or Red Seal certification  
 exams



### Workplace Experiences

**44%**  
 said they were very satisfied or satisfied with  
 their **workplace training**

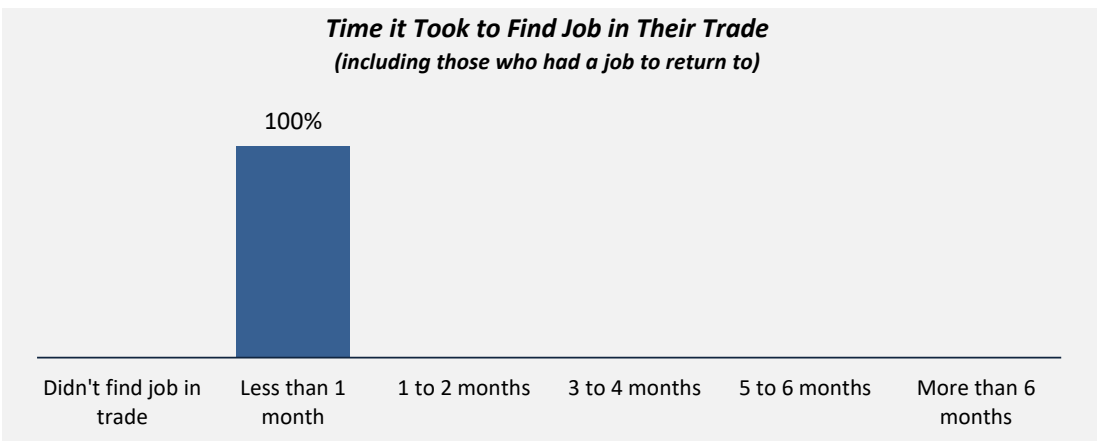
**67%**  
 said their workplace training was  
 related to their **in-school training**

**100%**  
 were **employed as an apprentice**  
 during their program

### Employment After Leaving School

**100%** of employed respondents found a job in their trade,  
 including those who had a job to return to after their training

**100%**  
 had a **job in their trade**  
 to return to after their training



**89%**  
 were still working  
 for the same employer