

# Summary of Survey Results: 2018 to 2022

Trades Training Type:

*Progressive apprenticeship, Traditional apprenticeship, Trades foundation, and Trades-related vocational programs*

**Applied filters:**

CPC: VCC: Truck & Transport Mechanic Apprentice;

Cohort 57  
Respondents 22  
Response Rate 39%

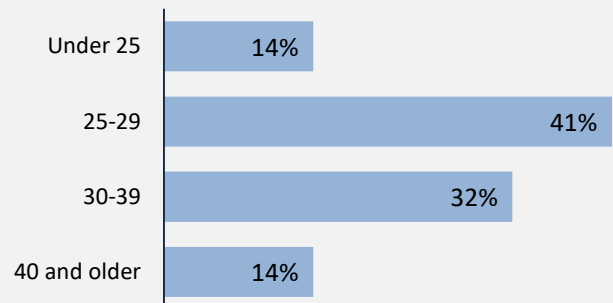
## Description of Survey Respondents

### Demographics

#### Gender



#### Age at the Time of the Survey



#### Aboriginal Identity

0%

*Based on domestic students only*

#### Median Age

29

### About the Respondents

9%

*relocated from their hometown to attend program*

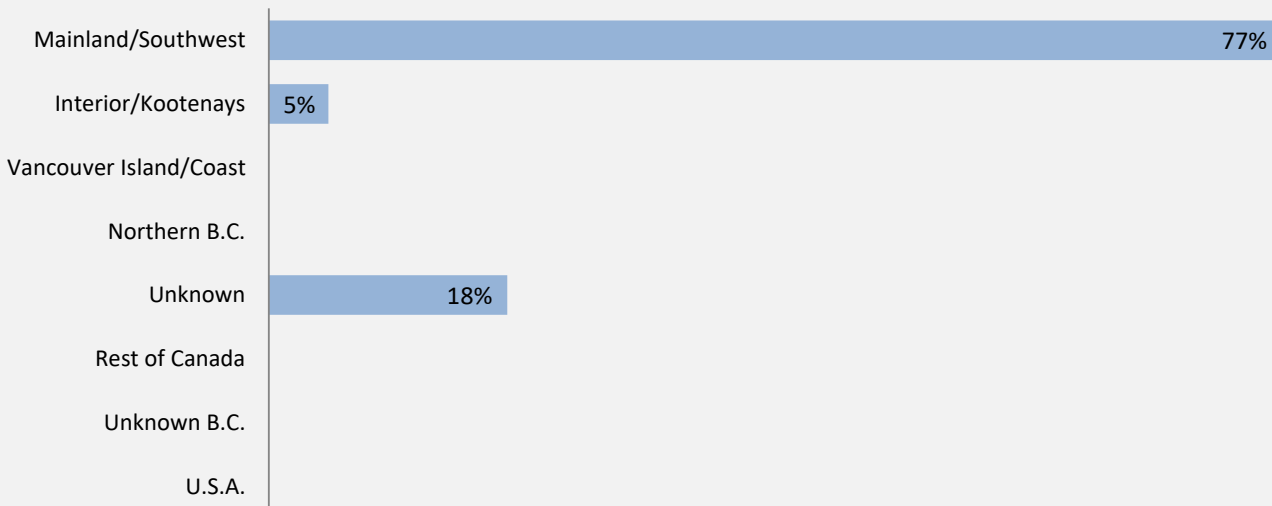
14%

*took **Adult Basic Education** courses during or prior to their trades training program*

5%

*took **English as a Second Language** courses during or prior to their trades training program*

### Region respondents were living in at the time of the survey



# Summary of Survey Results: 2018 to 2022

Trades Training Type:

*Progressive apprenticeship, Traditional apprenticeship, Trades foundation, and Trades-related vocational programs*

**Applied filters:**

CPC: VCC: Truck & Transport Mechanic Apprentice;

Cohort	57
Respondents	22
Response Rate	39%

## Employment Outcomes

**In the labour force**

100%

**Employment rate**

100%

**Unemployment rate**


0.0%

The "Employment rate" is the number employed as a percentage of all respondents.

The "Unemployment rate" is the number of unemployed as a percentage of respondents in the labour force.

### Of those employed:

n = 21



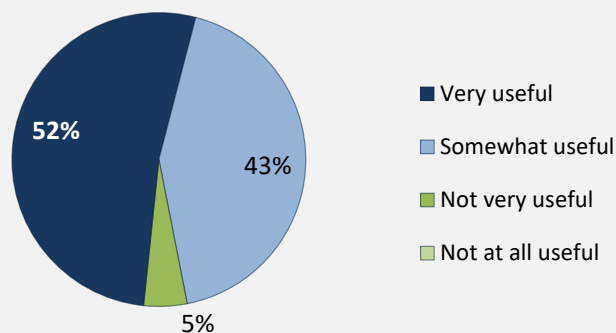
**Hourly Wage**  
(median, main job)

\$38

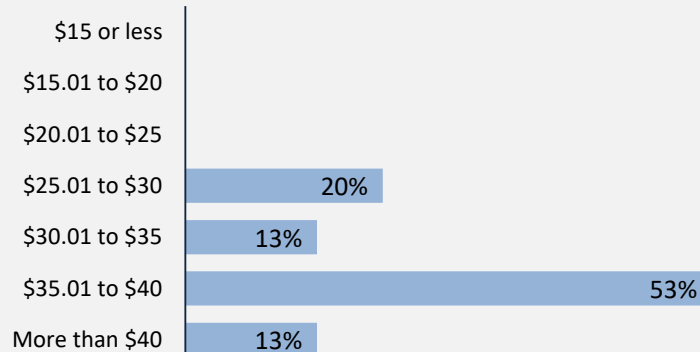
**Hours Worked**  
(median, main job)

40

### Skills and Knowledge Gained Useful in Performing Job



### Hourly Wage Group (main job)



### Top Occupations (4-digit NOC)

	# employed	% of those employed
7321: Automotive service technicians, truck and bus mechanics and mechanical repairers	16	76%
7312: Heavy-duty equipment mechanics	2	10%
XXXX: Unclassified occupations	2	10%
7511: Transport truck drivers	1	5%

Total of top occupations	21	100%
Total employed	21	

# Summary of Survey Results: 2018 to 2022

Trades Training Type:

*Progressive apprenticeship, Traditional apprenticeship, Trades foundation, and Trades-related vocational programs*

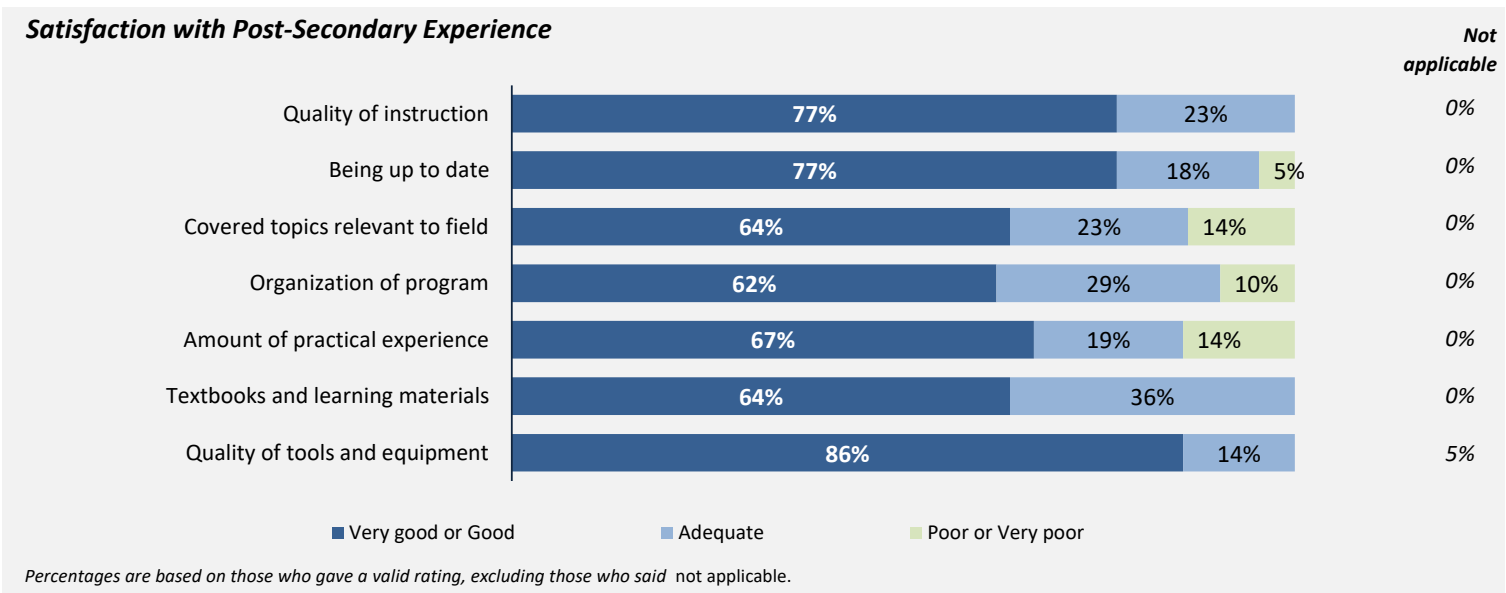
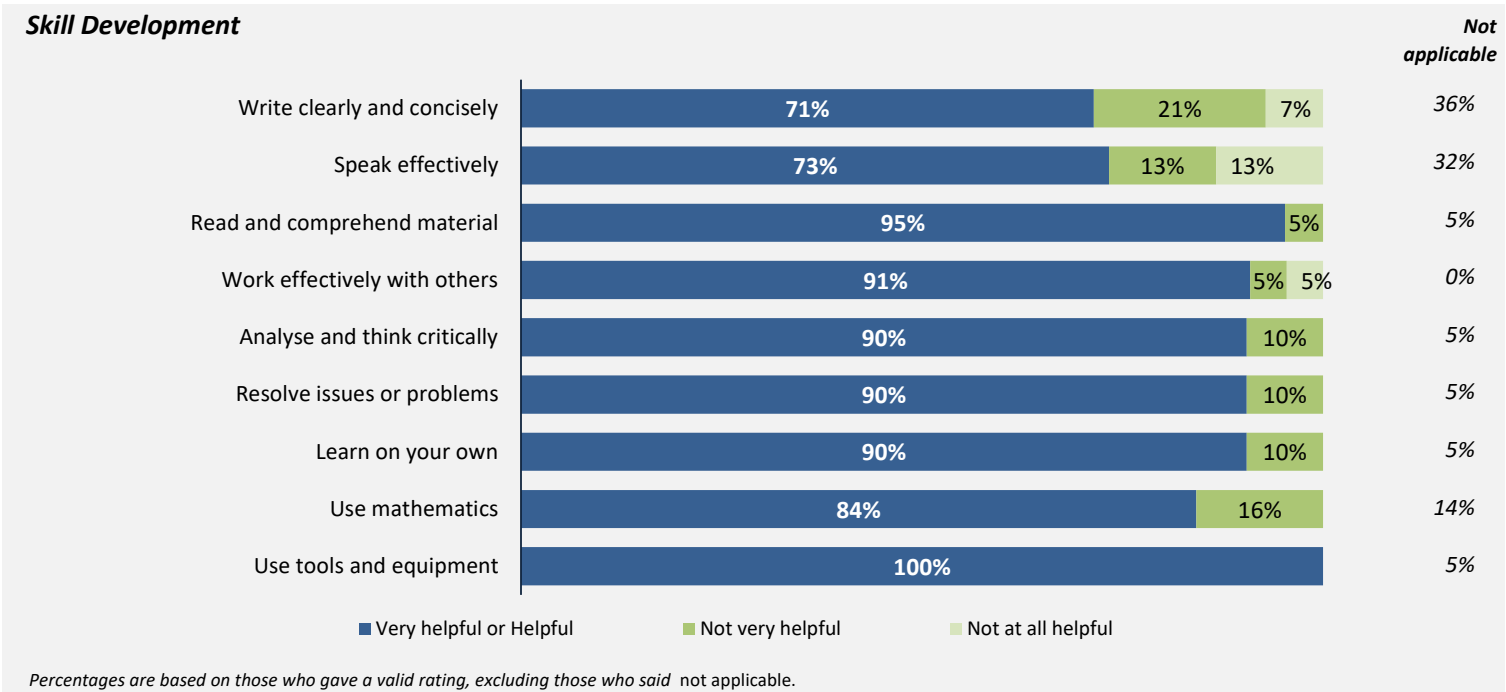
**Applied filters:**

CPC: VCC: Truck & Transport Mechanic Apprentices;

<b>Cohort</b>	<b>57</b>
<b>Respondents</b>	<b>22</b>
<b>Response Rate</b>	<b>39%</b>

## Skill Development and Post-Secondary Experience

**100%** said they were very satisfied or satisfied with the education they received.



# Summary of Survey Results: 2018 to 2022

Trades Training Type:  
Progressive apprenticeship, Traditional apprenticeship

**Applied filters:**

CPC: VCC: Truck & Transport Mechanic Apprentice;

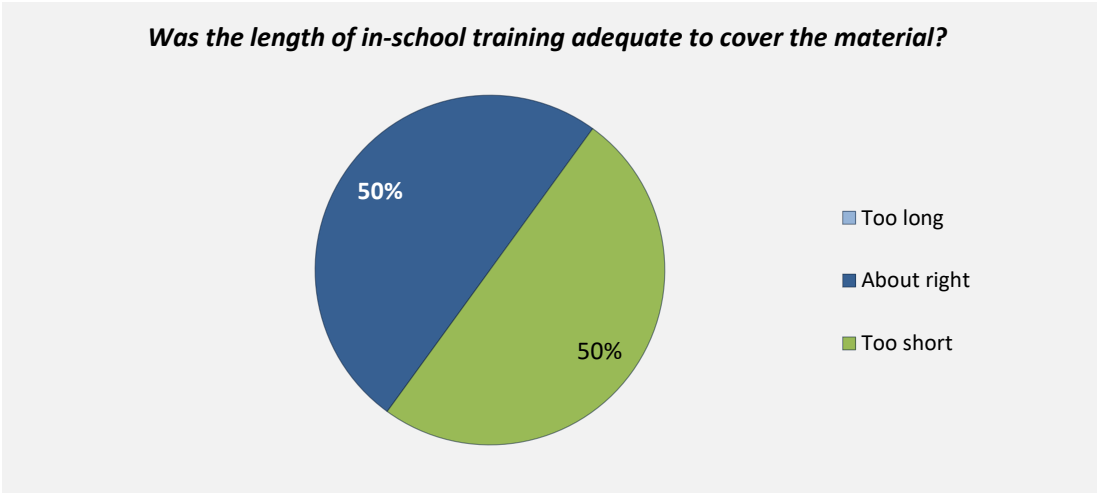
Cohort	57
Respondents	22
Response Rate	39%

## Apprenticeship programs

### In-School Experiences

**76%**  
obtained their  
Certificate of Qualification

**81%**  
said the knowledge and skills gained  
in their program were useful in  
preparing to write the Certificate of  
Qualification or Red Seal certification  
exams



### Workplace Experiences

**80%**  
said they were very satisfied or satisfied with  
their **workplace training**

**85%**  
said their workplace training was  
**related to their in-school training**

**95%**  
were **employed as an apprentice**  
**during their program**

### Employment After Leaving School

**95%**  
of employed respondents found a job in their trade,  
including those who had a job to return to after their training

**95%**  
had a **job in their trade**  
to return to after their training

**71%**  
were still working  
for the same employer

