

Applied filters:

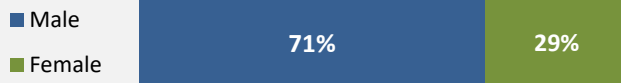
CPC: VCC: Steel Detailing Technician;

Cohort	34
Respondents	24
Response Rate	71%

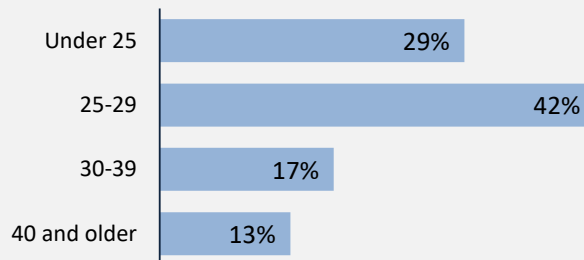
Description of Survey Respondents

Demographics

Gender



Age at the Time of the Survey



Aboriginal Identity

6%

Based on domestic students only.

Median Age

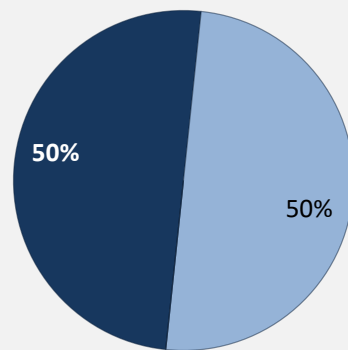
27

Further Education

42%

took further studies after
graduating from their program
n = 10

Further Studies Related to Program



Very related Somewhat related
 Not very related Not at all related

Of those who took further studies at a different institution:

—
 expected transfer credit
n = -

Of those who expected transfer credit:

—
 Received transfer credit

—
 were very satisfied or satisfied
 with their transfer experience

100%

of those who had taken further
studies said their program
prepared them well

33%


of respondents
were currently studying

Past Education

50%

of respondents had taken previous post-secondary
education

n = 12



*Credentials are based on those who had taken previous post-secondary education.
 Respondents could report more than one type of post-secondary credential.*

Respondents were asked if they
took ABE or ESL courses during
or prior to their studies

Adult Basic Education

9%

English as a Second Language

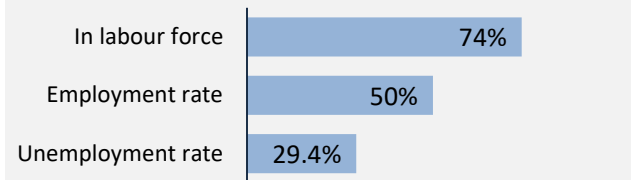
13%

Applied filters:

CPC: VCC: Steel Detailing Technician;

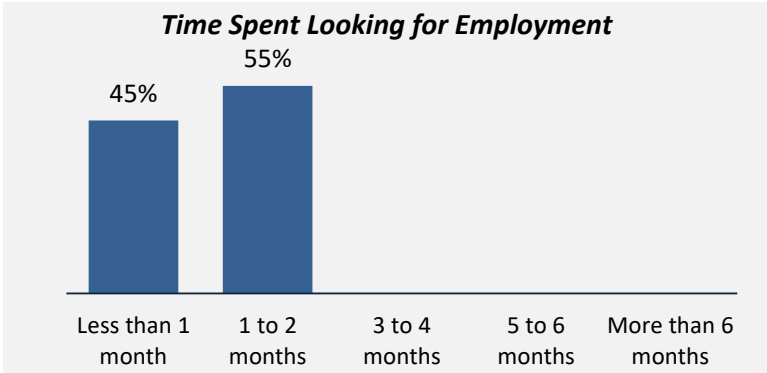
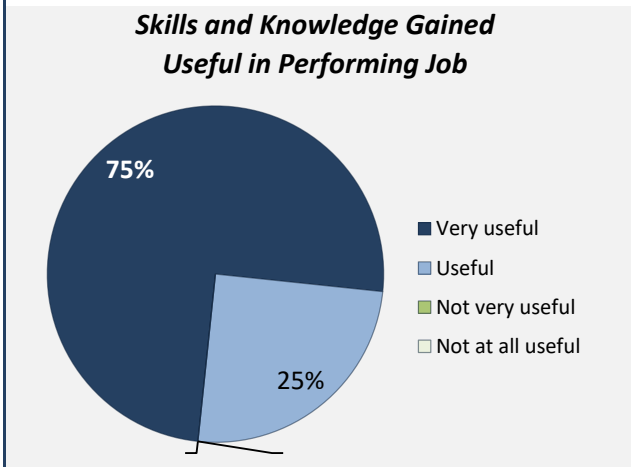
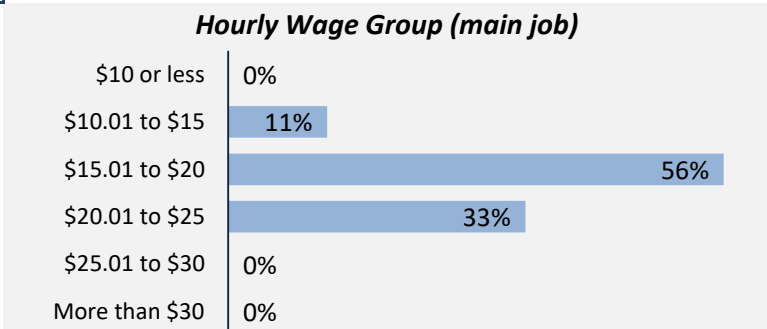
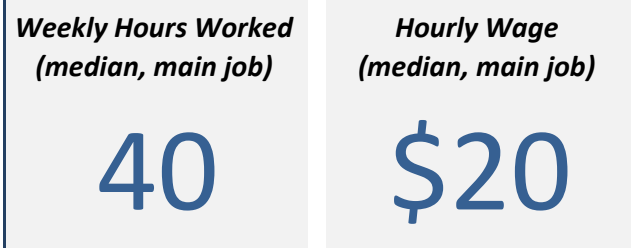
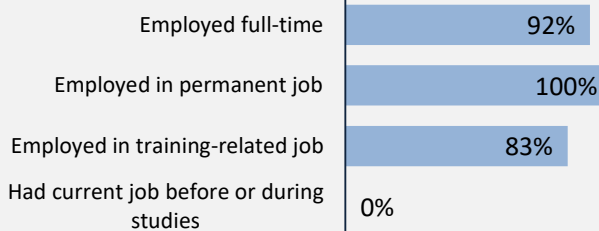
Cohort	34
Respondents	24
Response Rate	71%

Employment Outcomes



The "Employment rate" is the number employed as a percentage of all respondents. The "Unemployment rate" is the number of unemployed as a percentage of respondents in the labour force.

Of those employed: n = 12



Top Occupations (4-digit NOC)

	# Employed	% of those employed
2253: Drafting technologists and technicians	9	75%
7236: Ironworkers	1	8%
9612: Labourers in metal fabrication	1	8%
6622: Store shelf stockers, clerks and order fillers	1	8%
<i>Total of top occupations</i>	<i>12</i>	<i>100%</i>
<i>Total employed</i>	<i>12</i>	

Applied filters:

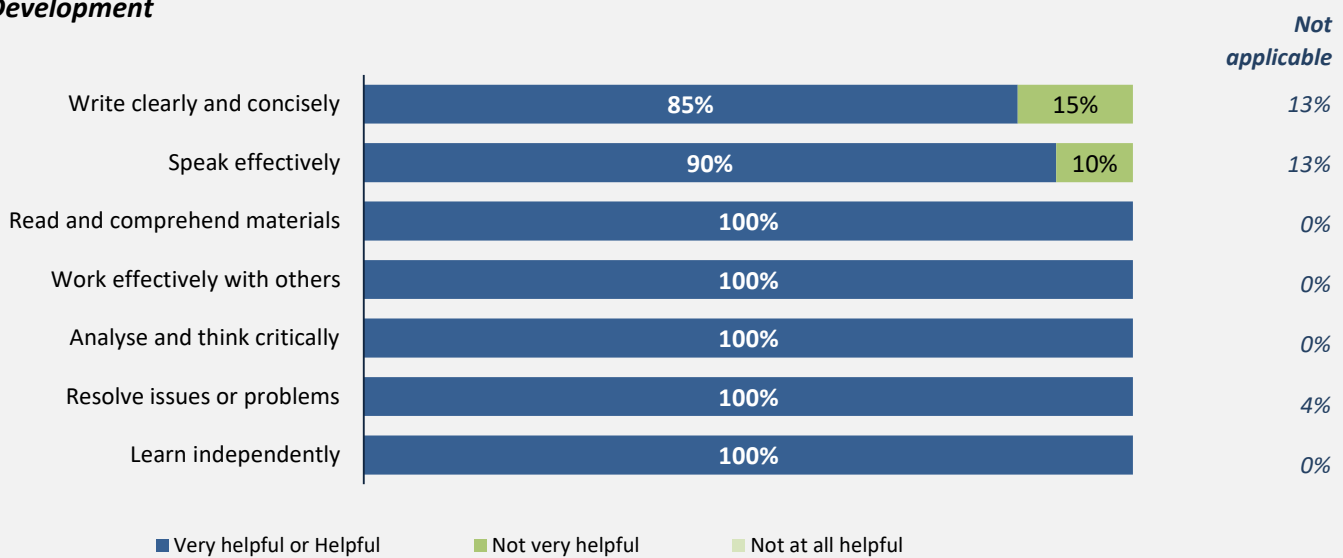
CPC: VCC: Steel Detailing Technician;

Cohort	34
Respondents	24
Response Rate	71%

Skill Development and Post-Secondary Experience

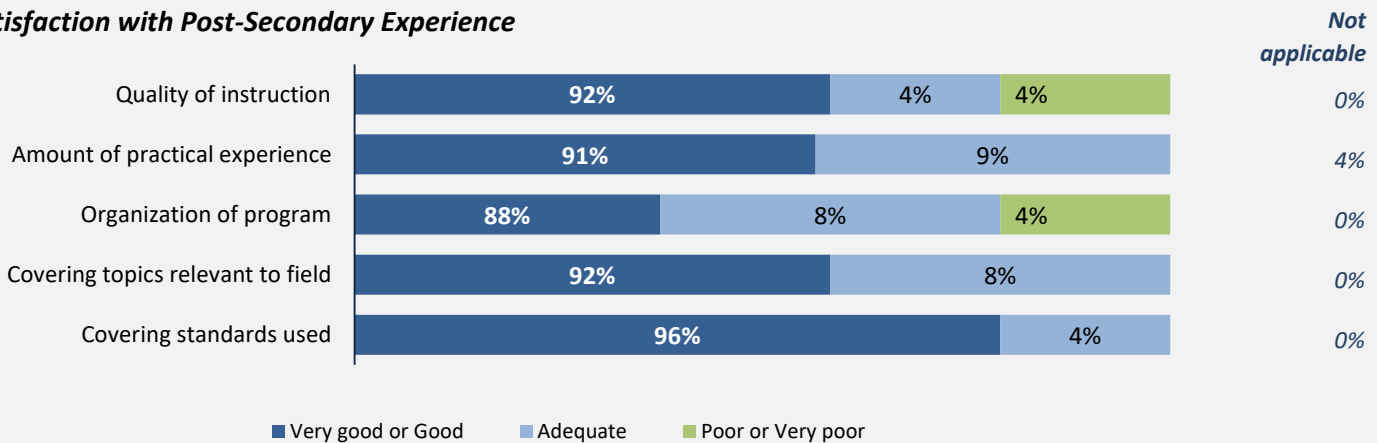
96% said they were very satisfied or satisfied with the education they received.

Skill Development



Percentages are based on those who gave a valid rating, excluding those who said Not applicable.

Satisfaction with Post-Secondary Experience



Percentages are based on those who gave a valid rating, excluding those who said Not applicable.