

Applied filters:

CPC: VCC: Renal Dialysis;

Cohort	32
Respondents	19
Response Rate	59%

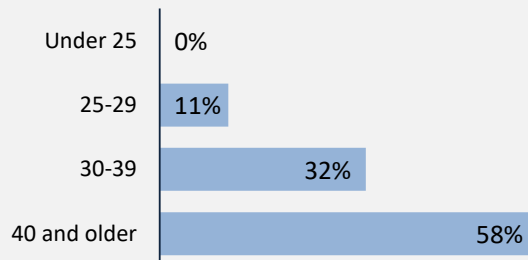
Description of Survey Respondents

Demographics

Gender



Age at the Time of the Survey



Aboriginal Identity

0%

Based on domestic students only.

Median Age

42

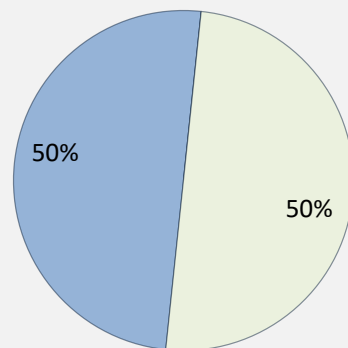
Further Education

11%

took further studies after graduating from their program

n = 2

Further Studies Related to Program



Very related (dark blue), Somewhat related (medium blue), Not very related (light green), Not at all related (white)

Of those who took further studies at a different institution:

50%

expected transfer credit
n = 1

Of those who expected transfer credit:

100%

Received transfer credit

100%

were very satisfied or satisfied with their transfer experience

100%

of those who had taken further studies said their program prepared them well

0%

of respondents were currently studying

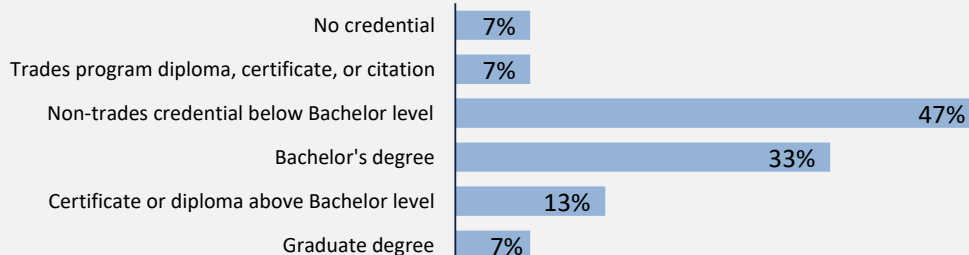
Past Education

79%

of respondents had taken previous post-secondary education

n = 15

Respondents were asked if they took ABE or ESL courses during or prior to their studies



Credentials are based on those who had taken previous post-secondary education. Respondents could report more than one type of post-secondary credential.

Adult Basic Education

16%

English as a Second Language

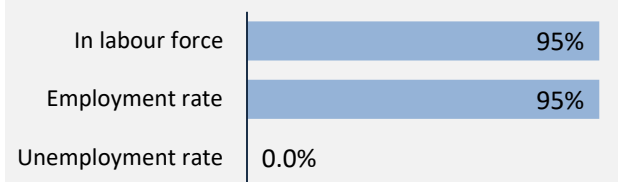
47%

Applied filters:

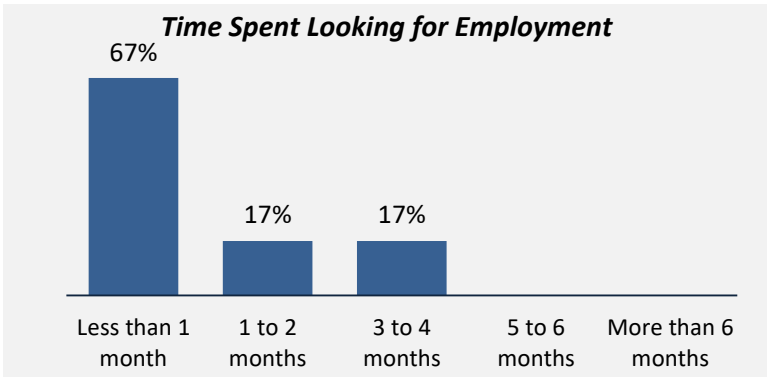
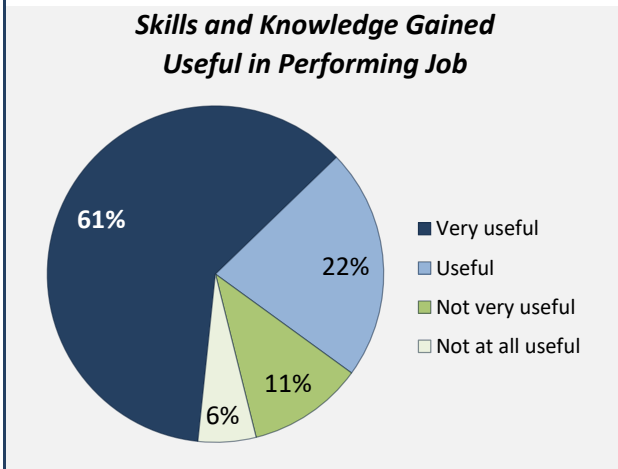
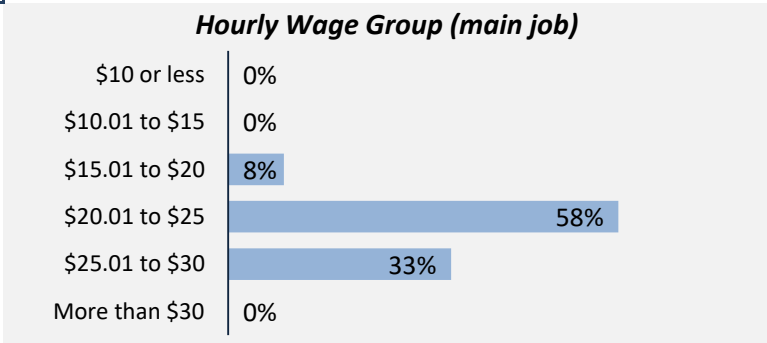
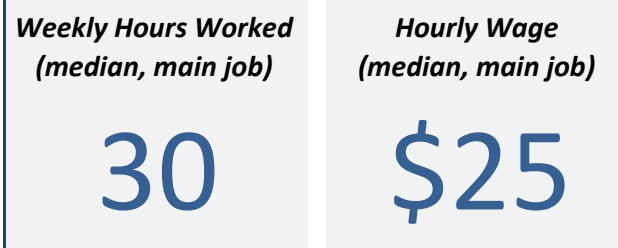
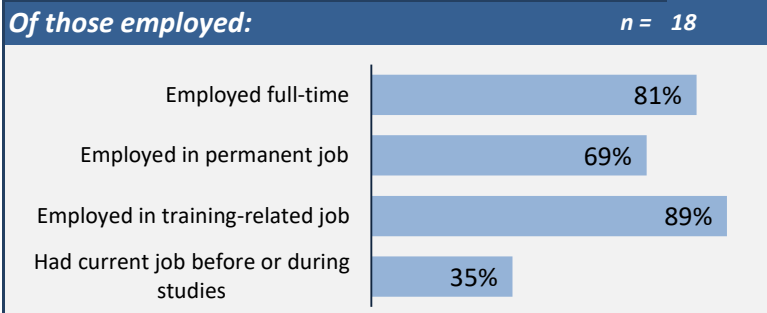
CPC: VCC: Renal Dialysis;

Cohort	32
Respondents	19
Response Rate	59%

Employment Outcomes



The "Employment rate" is the number employed as a percentage of all respondents. The "Unemployment rate" is the number of unemployed as a percentage of respondents in the labour force.



Top Occupations (4-digit NOC)

	# Employed	% of those employed
3212: Medical laboratory technicians and pathologists' assistants	8	44%
3219: Other medical technologists and technicians (except dental health)	7	39%
3413: Nurse aides, orderlies and patient service associates	2	11%
3414: Other assisting occupations in support of health services	1	6%
Total of top occupations	18	100%
Total employed	18	

Applied filters:

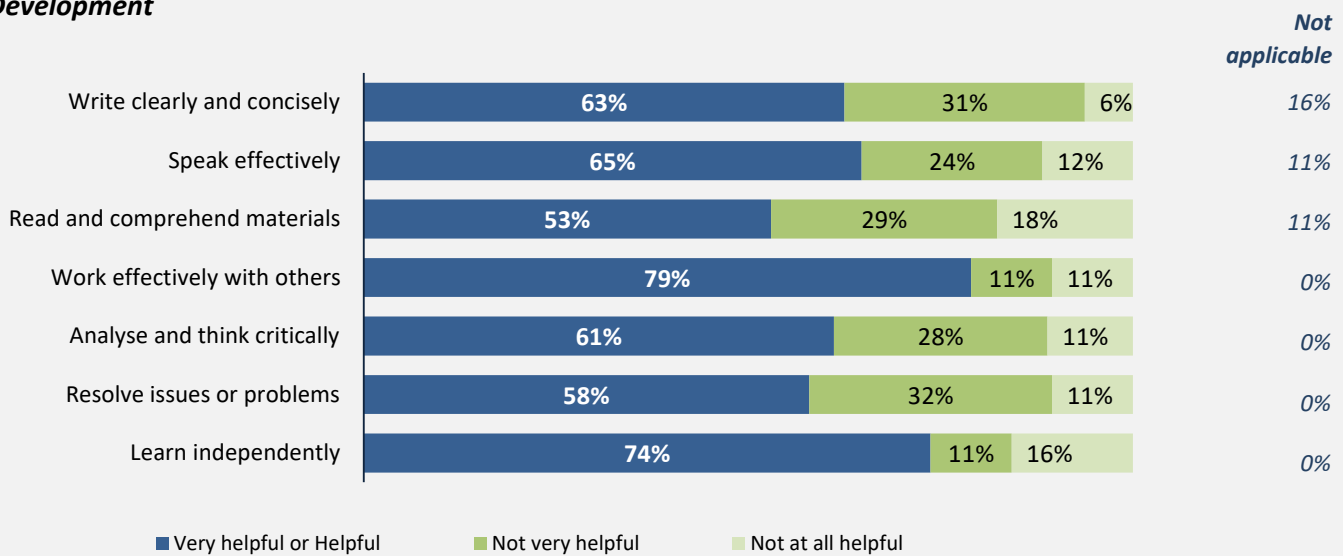
CPC: VCC: Renal Dialysis;

Cohort	32
Respondents	19
Response Rate	59%

Skill Development and Post-Secondary Experience

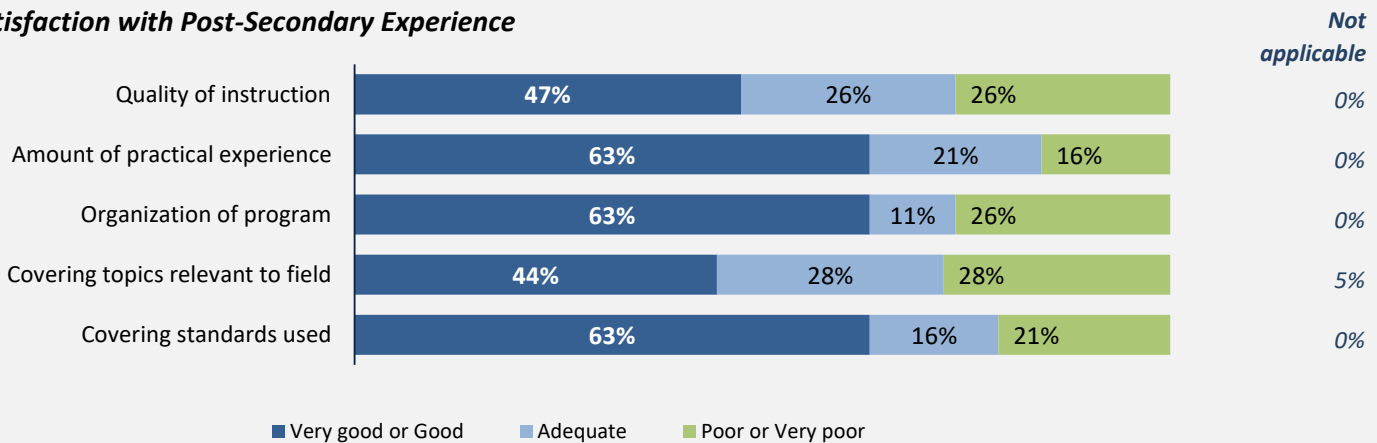
63% said they were very satisfied or satisfied with the education they received.

Skill Development



Percentages are based on those who gave a valid rating, excluding those who said Not applicable.

Satisfaction with Post-Secondary Experience



Percentages are based on those who gave a valid rating, excluding those who said Not applicable.