

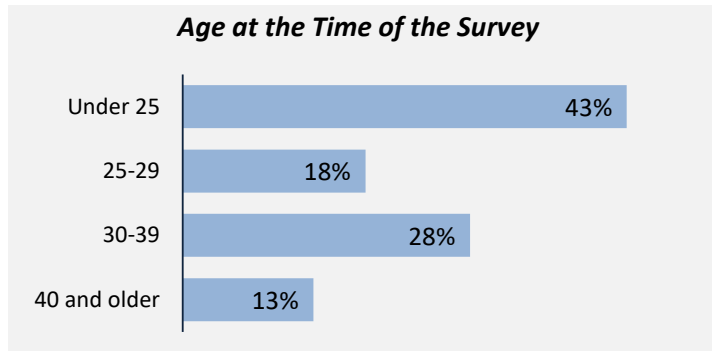
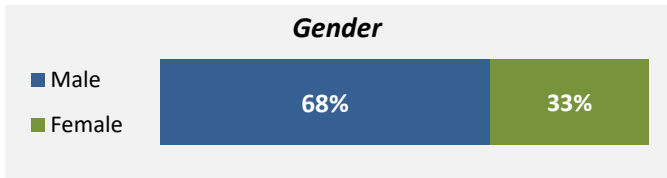
**Applied filters:**

CPC: VCC: Music - Classical Voice, VCC: Music - Keyboard Studies, VCC: Music-Composition, VCC: Music-Composition/Arranging, VCC: Music-Instrumental Studies, VCC: Music-Jazz & Contemporary Instrumental, VCC: Music-Jazz & Contemporary Voice, VCC: Music;

<b>Cohort</b>	<b>64</b>
<b>Respondents</b>	<b>40</b>
<b>Response Rate</b>	<b>63%</b>

**Description of Survey Respondents**

**Demographics**



**Aboriginal Identity**  
**8%**  
 Based on domestic students only.

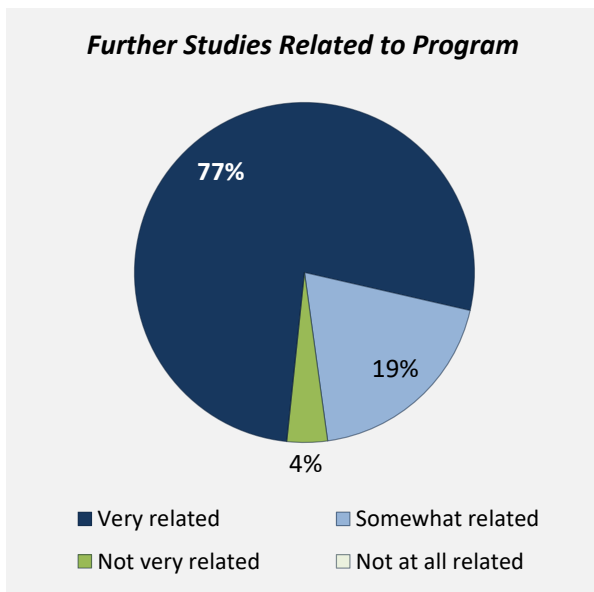
**Median Age**  
**28**

**Further Education**

**67%**  
 took further studies after graduating from their program  
 n = 26

**91%**  
 of those who had taken further studies said their program prepared them well

**63%**  
 of respondents were currently studying



**Of those who took further studies at a different institution:**  
**50%**  
 expected transfer credit  
 n = 3

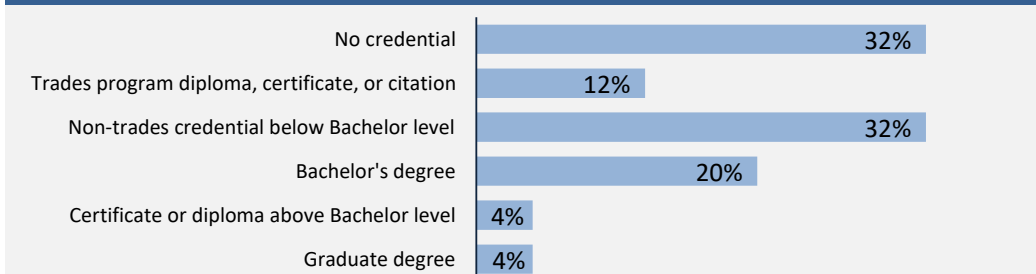
**Of those who expected transfer credit:**  
**67%**  
 Received transfer credit

**67%**  
 were very satisfied or satisfied with their transfer experience

**Past Education**

**70%** of respondents had taken previous post-secondary education  
 n = 28

Respondents were asked if they took ABE or ESL courses during or prior to their studies



**Adult Basic Education**  
**16%**

**English as a Second Language**  
**8%**

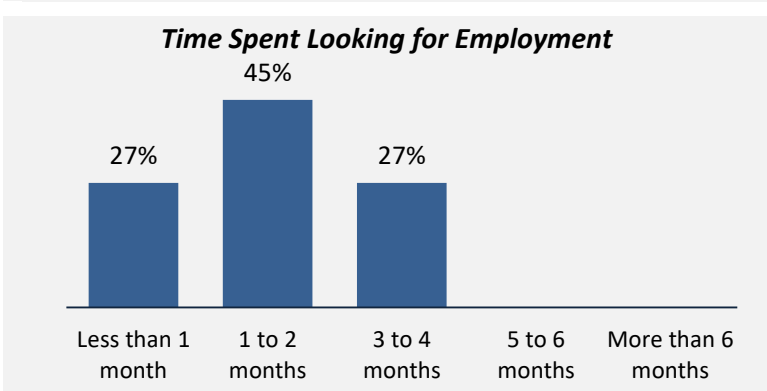
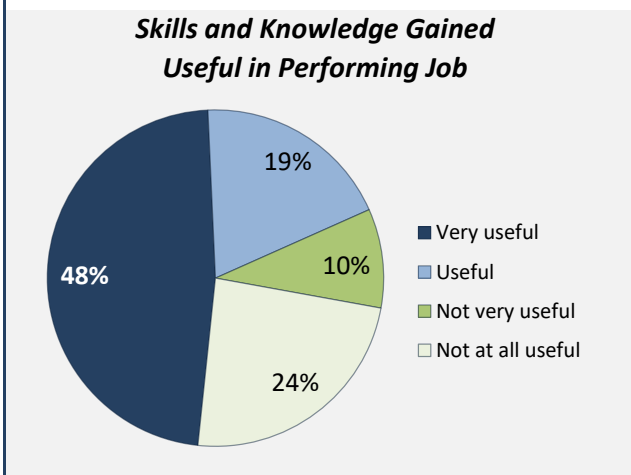
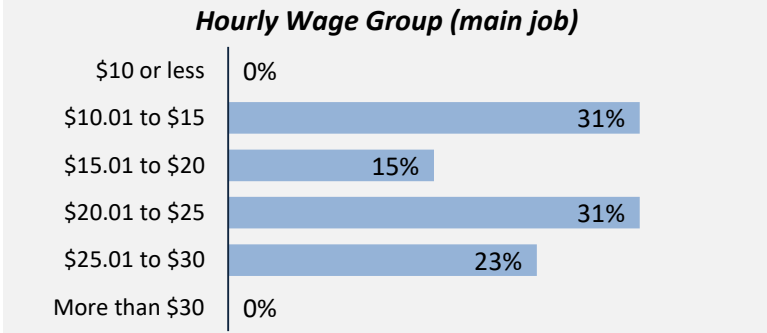
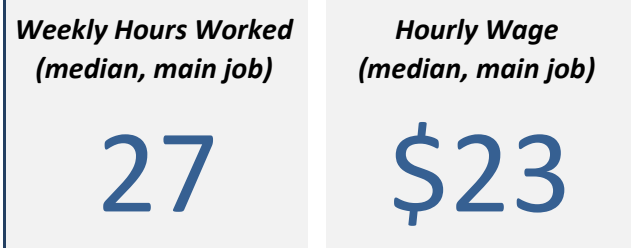
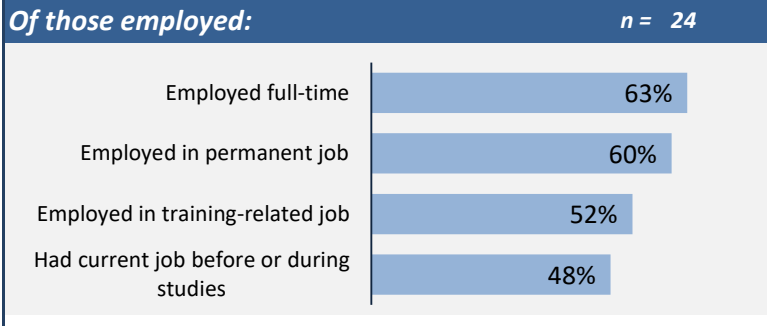
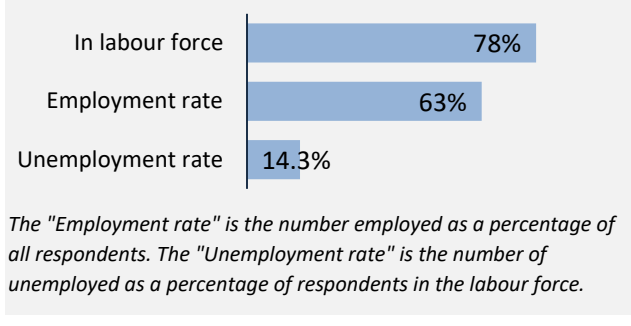
Credentials are based on those who had taken previous post-secondary education. Respondents could report more than one type of post-secondary credential.

**Applied filters:**

CPC: VCC: Music - Classical Voice, VCC: Music - Keyboard Studies, VCC: Music-Composition, VCC: Music-Composition/Arranging, VCC: Music-Instrumental Studies, VCC: Music-Jazz & Contemporary Instrumental, VCC: Music-Jazz & Contemporary Voice, VCC: Music;

<b>Cohort</b>	<b>64</b>
<b>Respondents</b>	<b>40</b>
<b>Response Rate</b>	<b>63%</b>

## Employment Outcomes



**Top Occupations (4-digit NOC)**

	# Employed	% of those employed
5133: Musicians and singers	8	33%
XXXX: Unclassified occupations	5	21%
6421: Retail salespersons	2	8%
6221: Technical sales specialists - wholesale trade	1	4%
6733: Janitors, caretakers and building superintendents	1	4%
6711: Food counter attendants, kitchen helpers and related support occupations	1	4%
8616: Logging and forestry labourers	1	4%
7452: Material handlers	1	4%
5132: Conductors, composers and arrangers	1	4%
6611: Cashiers	1	4%
<b>Total of top occupations</b>	<b>22</b>	<b>92%</b>
<b>Total employed</b>	<b>24</b>	

**Applied filters:**

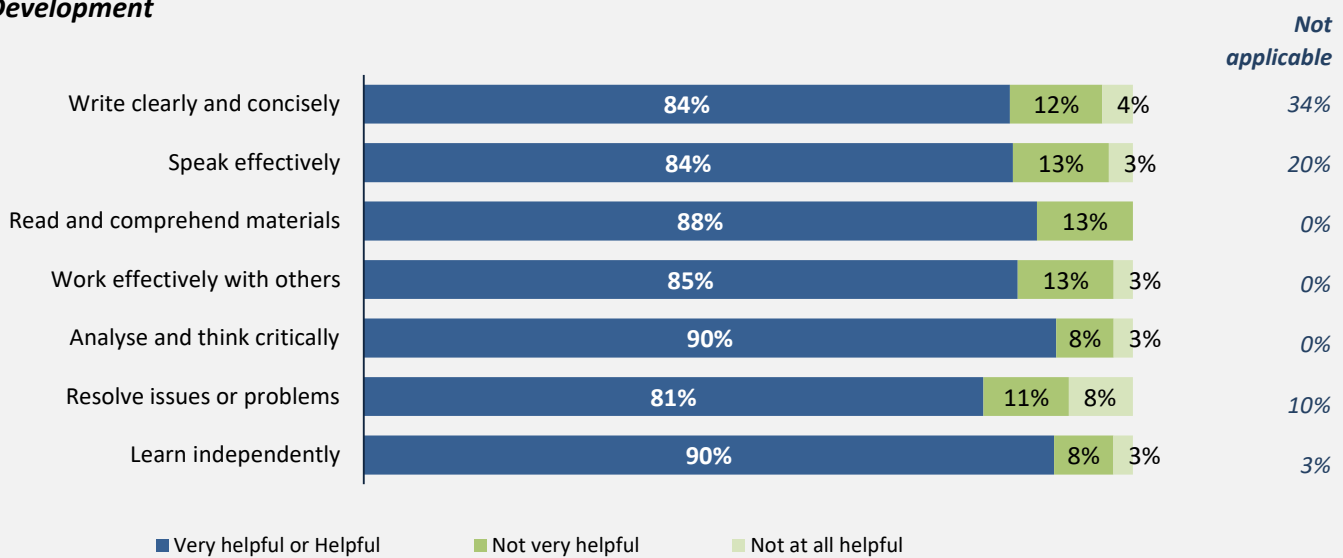
CPC: VCC: Music - Classical Voice, VCC: Music - Keyboard Studies, VCC: Music-Composition, VCC: Music-Composition/Arranging, VCC: Music-Instrumental Studies, VCC: Music-Jazz & Contemporary Instrumental, VCC: Music-Jazz & Contemporary Voice, VCC: Music;

<b>Cohort</b>	<b>64</b>
<b>Respondents</b>	<b>40</b>
<b>Response Rate</b>	<b>63%</b>

## Skill Development and Post-Secondary Experience

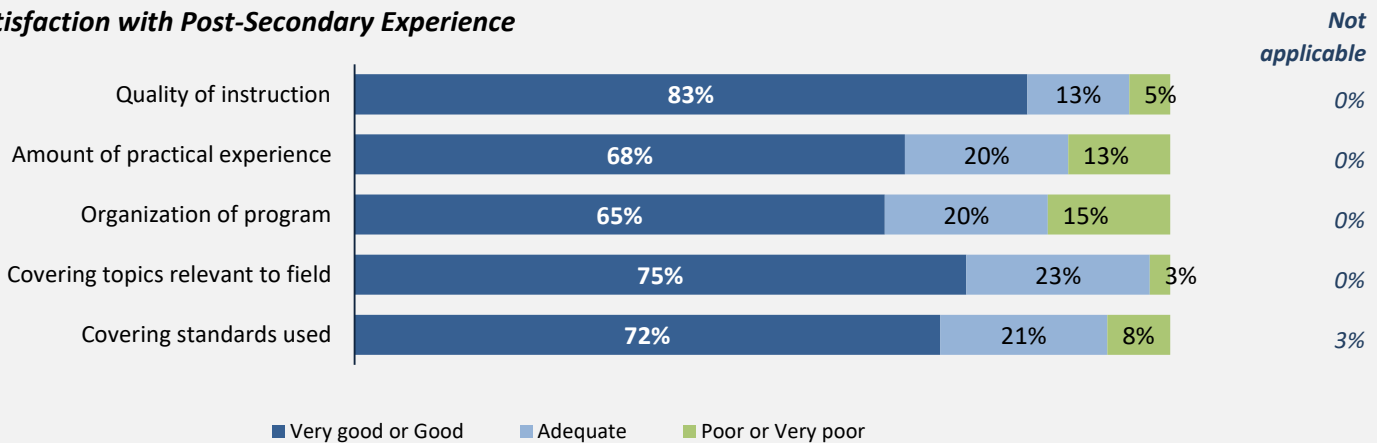
**92%** said they were very satisfied or satisfied with the education they received.

### Skill Development



Percentages are based on those who gave a valid rating, excluding those who said Not applicable.

### Satisfaction with Post-Secondary Experience



Percentages are based on those who gave a valid rating, excluding those who said Not applicable.