

Applied filters:

CPC: VCC: Medical Device Reprocess Tech;

Cohort	343
Respondents	211
Response Rate	62%

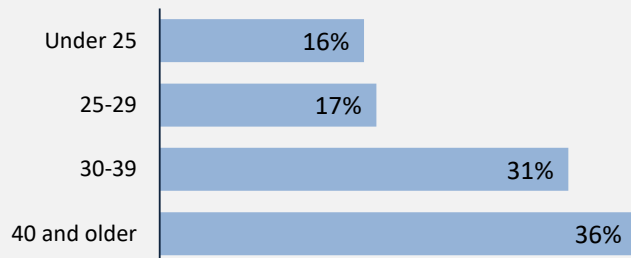
Description of Survey Respondents

Demographics

Gender



Age at the Time of the Survey



Aboriginal Identity

1%

Based on domestic students only.

Median Age

35

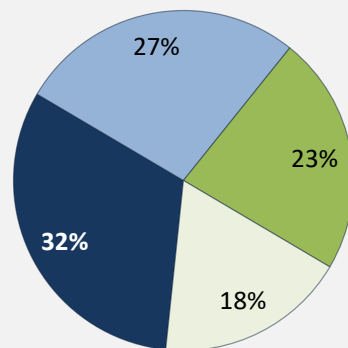
Further Education

11%

took further studies after graduating from their program

n = 22

Further Studies Related to Program



Very related Somewhat related
 Not very related Not at all related

Of those who took further studies at a different institution:

20%

expected transfer credit
n = 2

Of those who expected transfer credit:

100%

Received transfer credit

100%

were very satisfied or satisfied with their transfer experience

6%

of respondents were currently studying

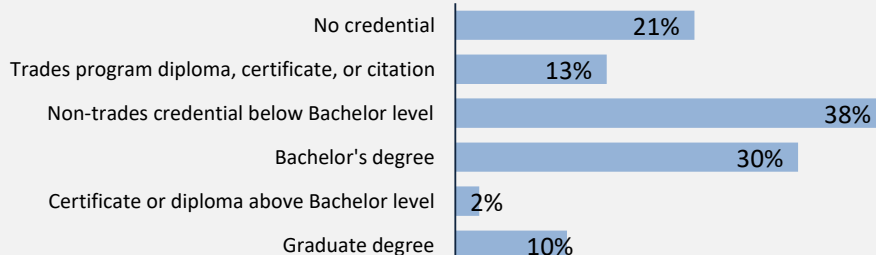
Past Education

72%

of respondents had taken previous post-secondary education

n = 149

Respondents were asked if they took ABE or ESL courses during or prior to their studies



Credentials are based on those who had taken previous post-secondary education. Respondents could report more than one type of post-secondary credential.

Adult Basic Education

18%

English as a Second Language

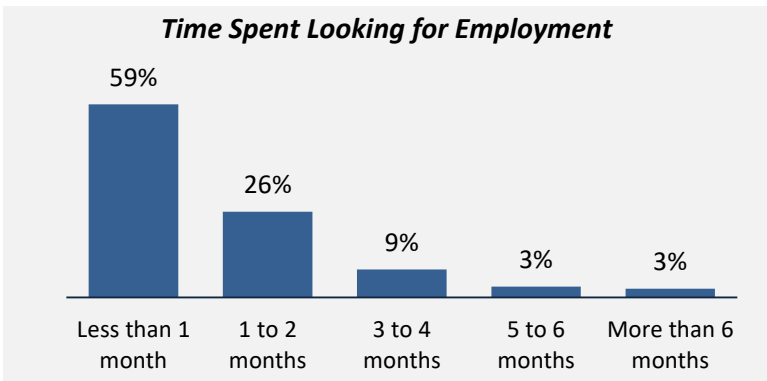
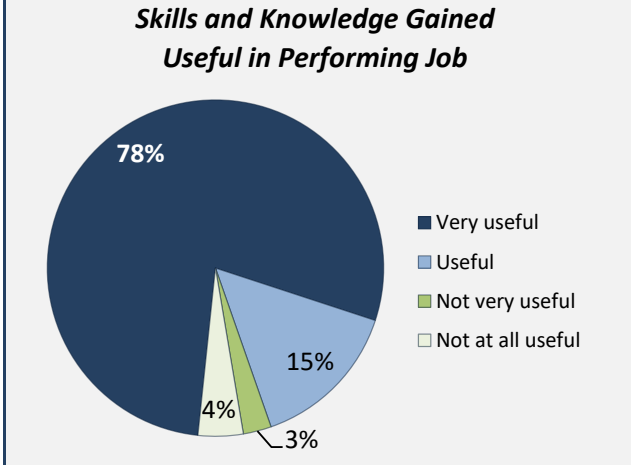
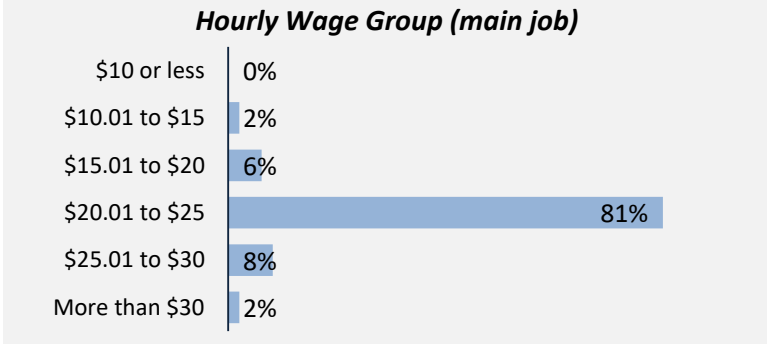
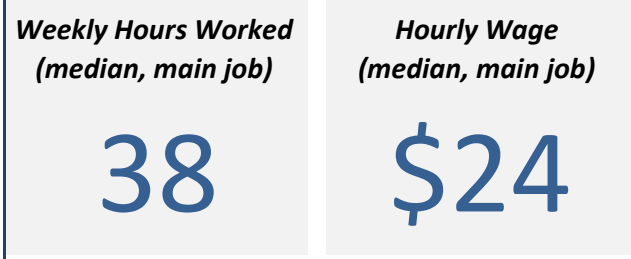
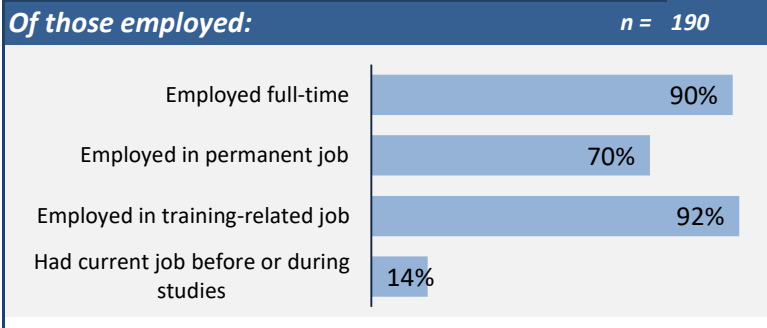
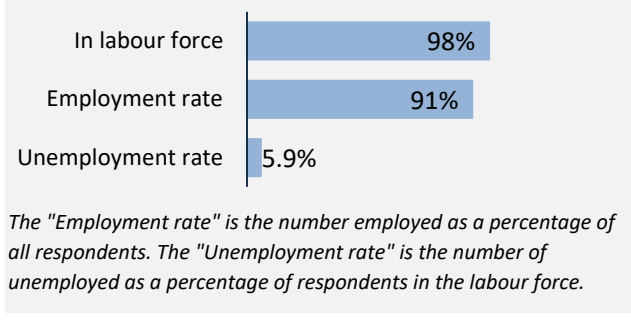
33%

Applied filters:

CPC: VCC: Medical Device Reprocess Tech;

Cohort	343
Respondents	211
Response Rate	62%

Employment Outcomes



Top Occupations (4-digit NOC)

	# Employed	% of those employed
3414: Other assisting occupations in support of health services	154	81%
XXXX: Unclassified occupations	10	5%
3413: Nurse aides, orderlies and patient service associates	6	3%
1414: Receptionists	3	2%
2241: Electrical and electronics engineering technologists and technicians	2	1%
6512: Bartenders	1	1%
7535: Other automotive mechanical installers and servicers	1	1%
6711: Food counter attendants, kitchen helpers and related support occupations	1	1%
1522: Storekeepers and partspersons	1	1%
2133: Electrical and electronics engineers	1	1%
Total of top occupations	180	95%
Total employed	190	

Applied filters:

CPC: VCC: Medical Device Reprocess Tech;

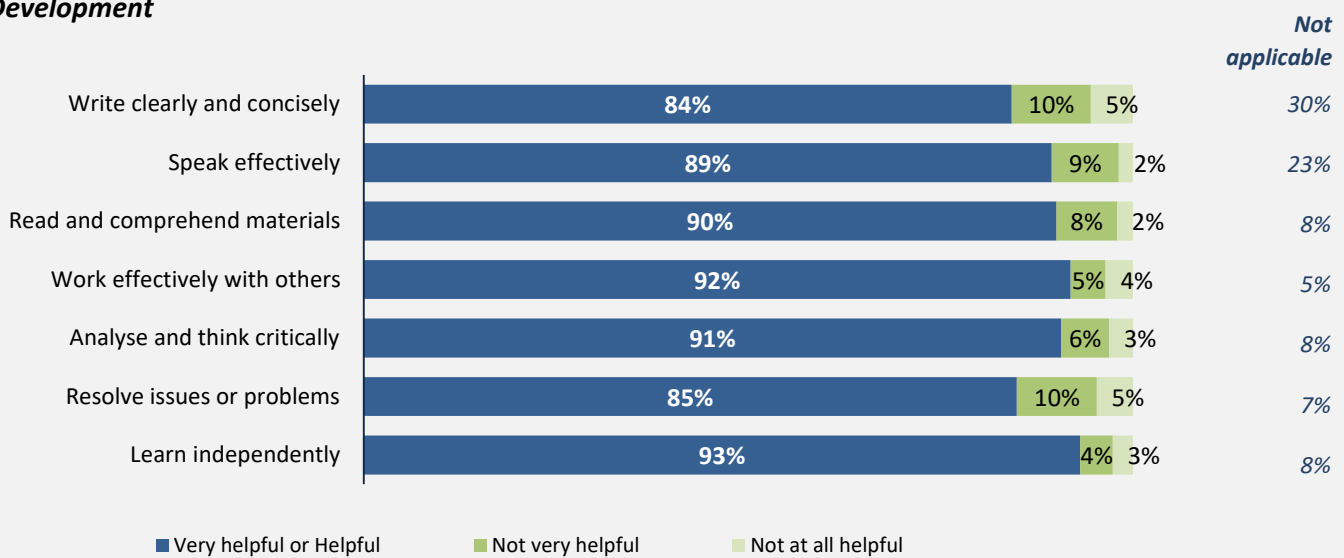
Cohort	343
Respondents	211
Response Rate	62%

Skill Development and Post-Secondary Experience

93%

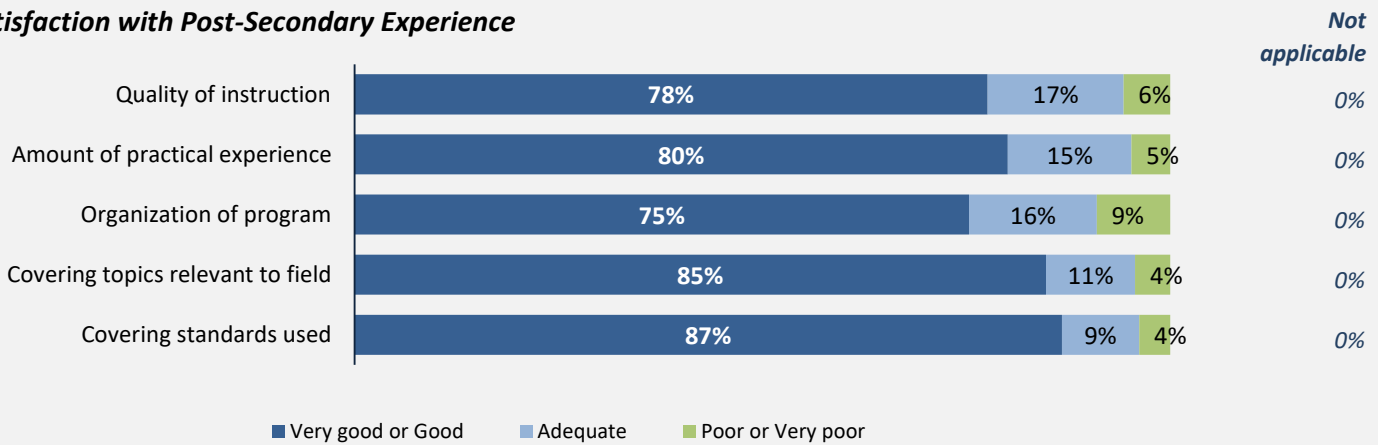
said they were very satisfied or satisfied with the education they received.

Skill Development



Percentages are based on those who gave a valid rating, excluding those who said Not applicable.

Satisfaction with Post-Secondary Experience



Percentages are based on those who gave a valid rating, excluding those who said Not applicable.