

Summary of Survey Results: 2018 to 2022

Trades Training Type:

Progressive apprenticeship, Traditional apprenticeship, Trades foundation, and Trades-related vocational programs

Applied filters:

CPC: VCC: Make-up Artistry;

Cohort 77
Respondents 42
Response Rate 55%

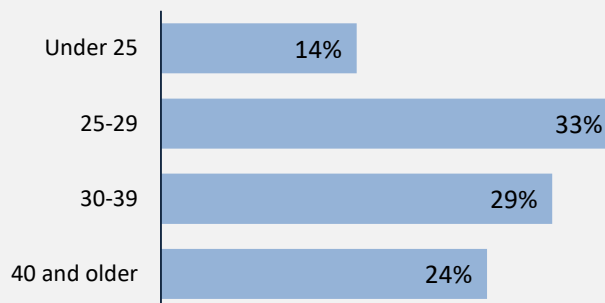
Description of Survey Respondents

Demographics

Gender



Age at the Time of the Survey



Aboriginal Identity

3%

Based on domestic students only

Median Age

30

About the Respondents

14%

relocated from their hometown to attend program


2%

took **Adult Basic Education** courses during or prior to their trades training program

7%

took **English as a Second Language** courses during or prior to their trades training program

Region respondents were living in at the time of the survey



Summary of Survey Results: 2018 to 2022

Trades Training Type:

Progressive apprenticeship, Traditional apprenticeship, Trades foundation, and Trades-related vocational programs

Applied filters:

CPC: VCC: Make-up Artistry;

Cohort	77
Respondents	42
Response Rate	55%

Employment Outcomes

In the labour force

92%

Employment rate

76%

Unemployment rate

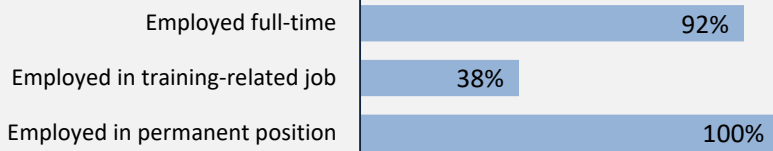
11.4%

The "Employment rate" is the number employed as a percentage of all respondents.

The "Unemployment rate" is the number of unemployed as a percentage of respondents in the labour force.

Of those employed:

n = 31



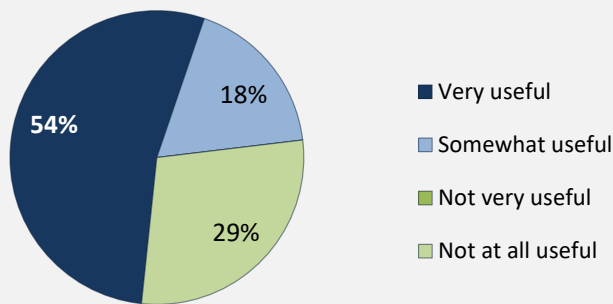
**Hourly Wage
(median, main job)**

\$17

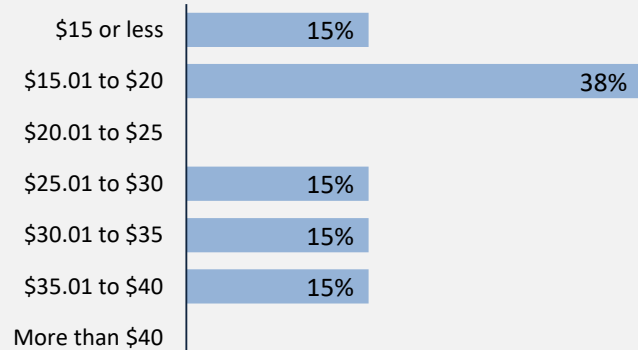
**Hours Worked
(median, main job)**

39

**Skills and Knowledge Gained
Useful in Performing Job**



Hourly Wage Group (main job)



Top Occupations (4-digit NOC)

	# employed	% of those employed
6562: Estheticians, electrologists and related occupations	6	19%
6421: Retail salespersons	5	16%
6211: Retail sales supervisors	2	6%
XXXX: Unclassified occupations	2	6%
0414: Other managers in public administration	1	3%
6522: Pursers and flight attendants	1	3%
6341: Hairstylists and barbers	1	3%
1414: Receptionists	1	3%
1241: Administrative assistants	1	3%
1431: Accounting and related clerks	1	3%
Total of top occupations	21	68%
Total employed	31	

Summary of Survey Results: 2018 to 2022

Trades Training Type:

Progressive apprenticeship, Traditional apprenticeship, Trades foundation, and Trades-related vocational programs

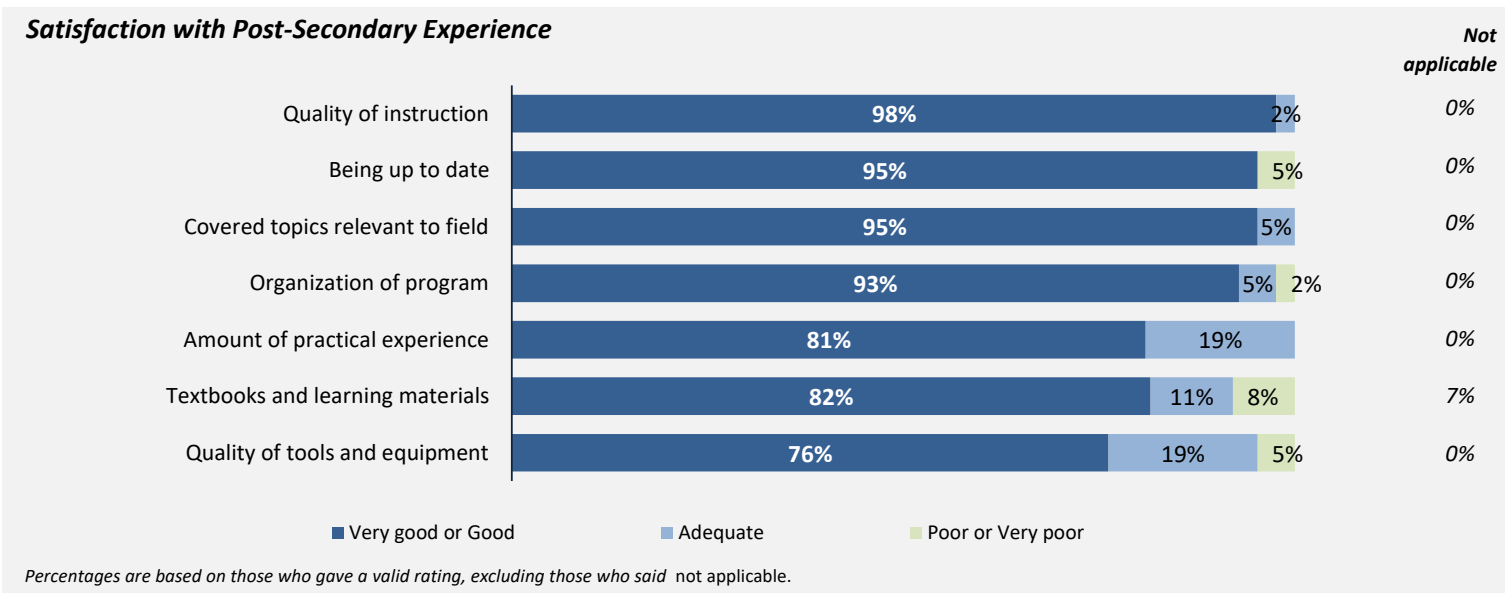
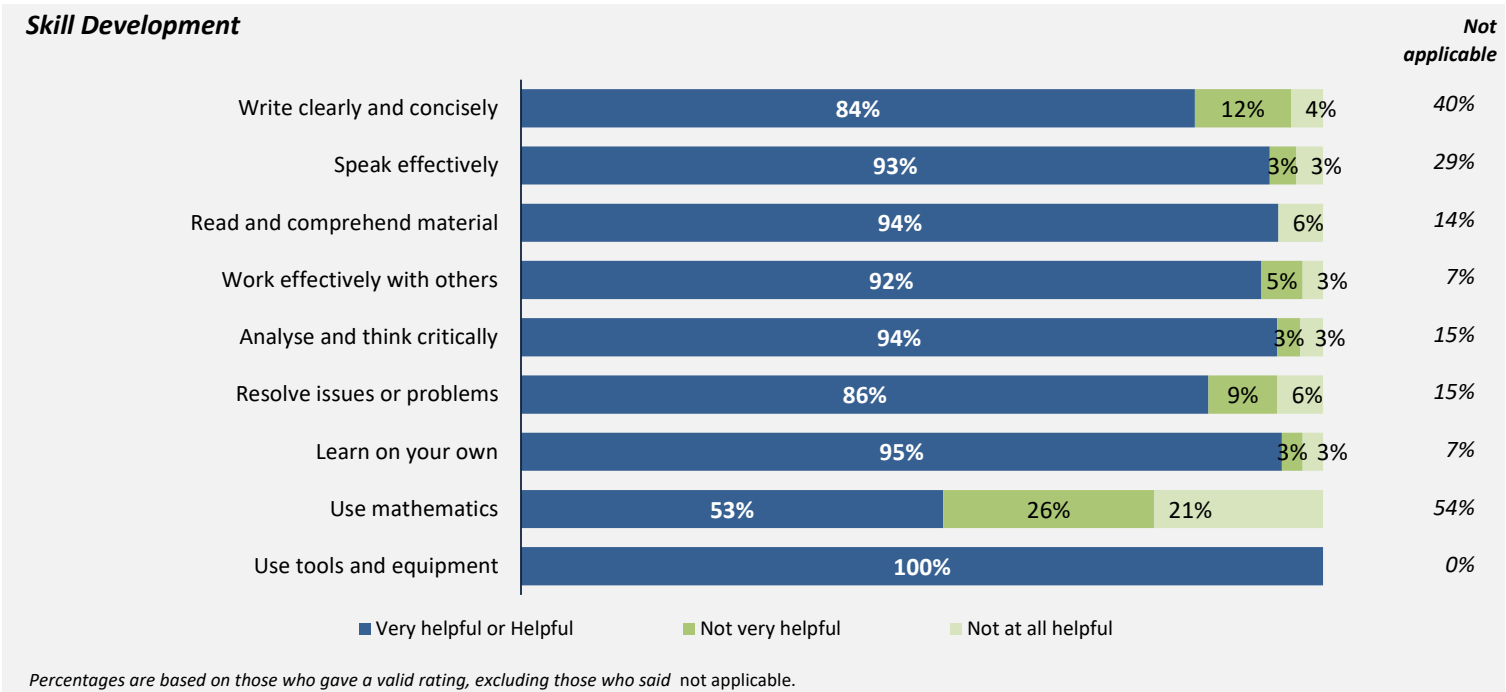
Applied filters:

CPC: VCC: Make-up Artistry;

Cohort	77
Respondents	42
Response Rate	55%

Skill Development and Post-Secondary Experience

100% said they were very satisfied or satisfied with the education they received.



Trades Training Type:

Trades foundation, Trades-related vocational programs

Applied filters:

CPC: VCC: Make-up Artistry;

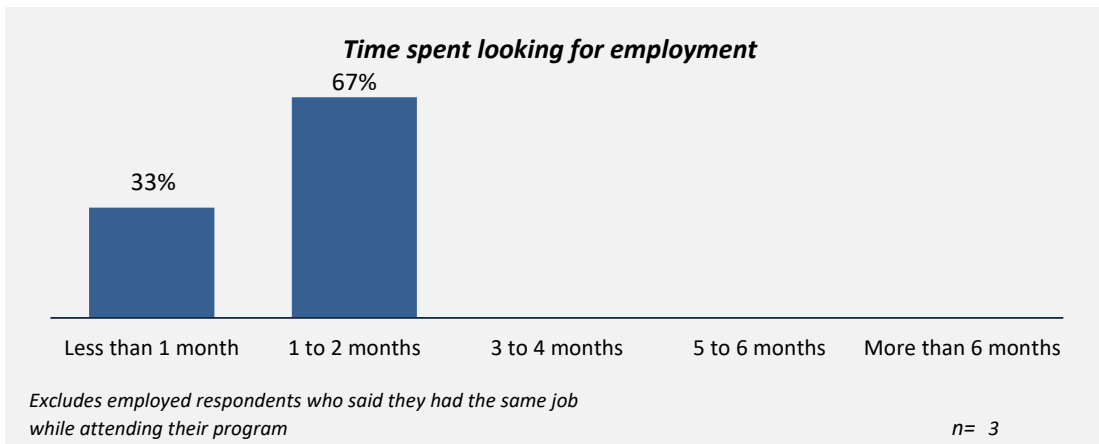
Cohort	77
Respondents	42
Response Rate	55%

Trades foundation & Trades-related vocational programs

Employment After Leaving School

73%
had the same job before or while they were attending school

86%
said their education was useful in getting their job



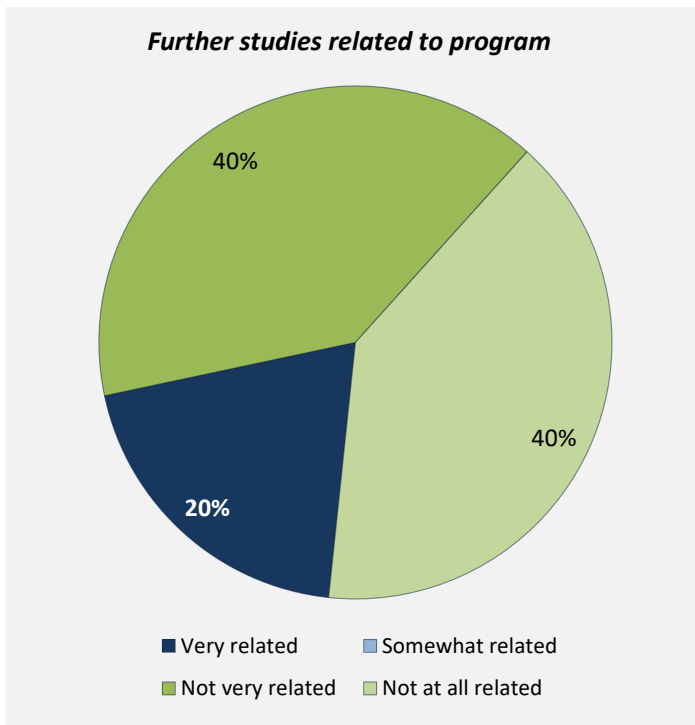
Other Education

Trades-related vocational respondents only, results are shown for the education they took before and after their program.

13%
took further studies after completing their program
n = 5

100%
of those who had taken further studies said their program prepared them well

5%
of respondents were currently studying
n = 2



Of those who took further studies at a different institution:

33%
expected transfer credit
n = 1

Of those who expected transfer credit:

-
received transfer credit

100%
were very satisfied or satisfied with their transfer experience

Summary of Survey Results: 2018 to 2022

Trades Training Type:

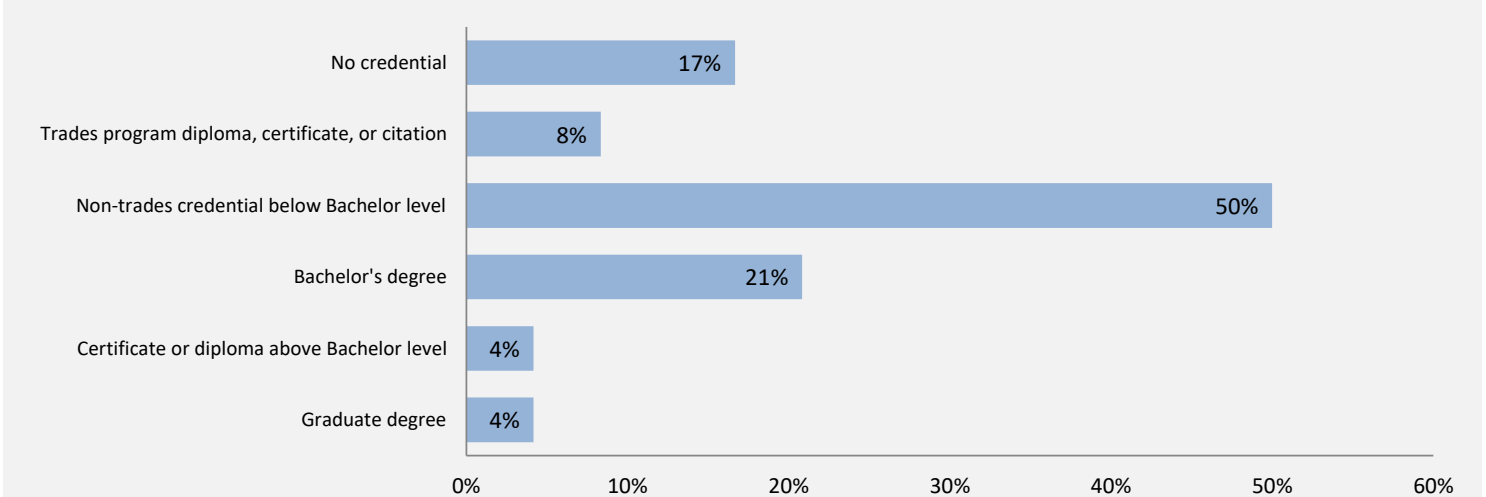
Trades foundation, Trades-related vocational programs

Applied filters:

CPC: VCC: Make-up Artistry;

Cohort	77
Respondents	42
Response Rate	55%

57% had taken *previous* post-secondary education n = 24



Based on those who had taken previous post-secondary education.
Respondents could report more than one type of post-secondary credential.

Transition to Apprenticeship
The following results are for Trades foundation respondents only. n = -

—
of Trades foundation respondents tried to get employment as an apprentice after they left their program

—
of those who tried to get employment as an apprentice were successful

