

**Applied filters:**

CPC: VCC: Legal Administrative Assistant;

<b>Cohort</b>	<b>192</b>
<b>Respondents</b>	<b>101</b>
<b>Response Rate</b>	<b>53%</b>

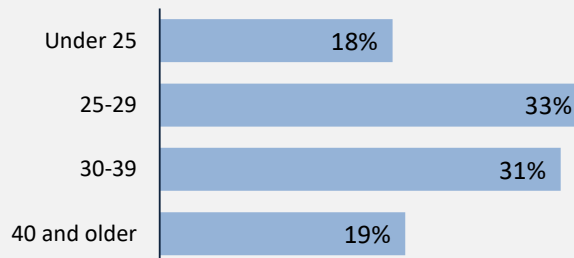
## Description of Survey Respondents

### Demographics

#### Gender



#### Age at the Time of the Survey



#### Aboriginal Identity

**5%**

*Based on domestic students only.*

#### Median Age

**29**

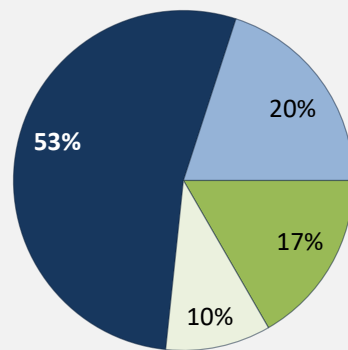
### Further Education

**30%**

*took further studies after graduating from their program*

*n = 30*

#### Further Studies Related to Program



■ Very related    ■ Somewhat related  
 ■ Not very related    ■ Not at all related

#### Of those who took further studies at a different institution:

**8%**

*expected transfer credit*  
*n = 1*

#### Of those who expected transfer credit:

**-**

*Received transfer credit*

**83%**

*of those who had taken further studies said their program prepared them well*

**27%**

*of respondents were currently studying*

**0%**

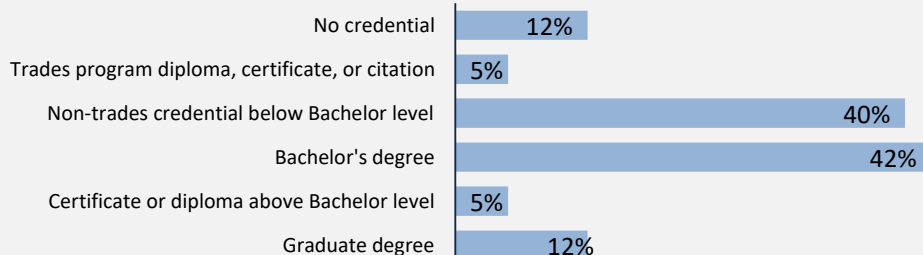
*were very satisfied or satisfied with their transfer experience*

### Past Education

**86%** *of respondents had taken previous post-secondary education*

*n = 87*

Respondents were asked if they took ABE or ESL courses during or prior to their studies



*Credentials are based on those who had taken previous post-secondary education. Respondents could report more than one type of post-secondary credential.*

#### Adult Basic Education

**6%**

#### English as a Second Language

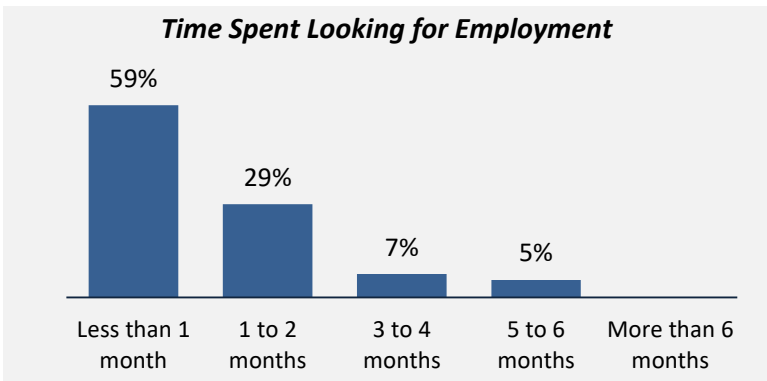
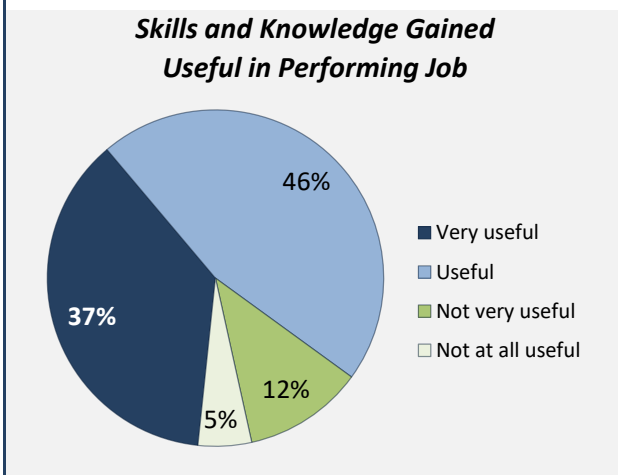
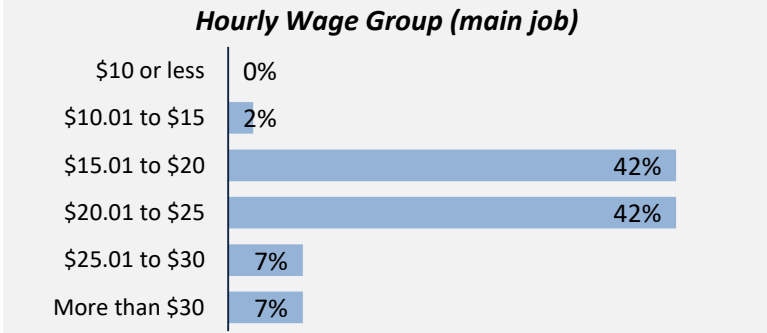
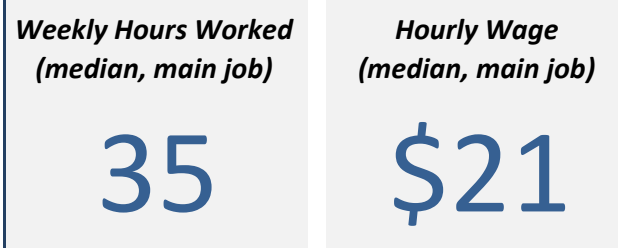
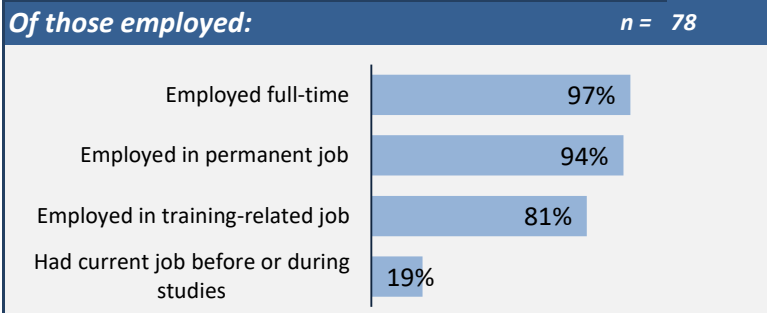
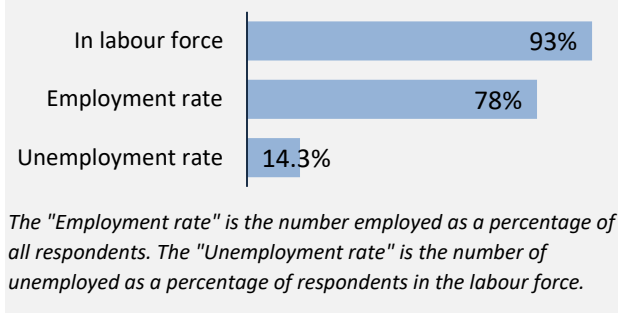
**5%**

**Applied filters:**

CPC: VCC: Legal Administrative Assistant;

<b>Cohort</b>	<b>192</b>
<b>Respondents</b>	<b>101</b>
<b>Response Rate</b>	<b>53%</b>

## Employment Outcomes



### Top Occupations (4-digit NOC)

	# Employed	% of those employed
1242: Legal administrative assistants	52	67%
XXXX: Unclassified occupations	5	6%
4211: Paralegal and related occupations	4	5%
1241: Administrative assistants	3	4%
7452: Material handlers	2	3%
1113: Securities agents, investment dealers and brokers	1	1%
6552: Other customer and information services representatives	1	1%
6235: Financial sales representatives	1	1%
1243: Medical administrative assistants	1	1%
6541: Security guards and related security service occupations	1	1%
<b>Total of top occupations</b>	<b>71</b>	<b>91%</b>
<b>Total employed</b>	<b>78</b>	

**Applied filters:**

CPC: VCC: Legal Administrative Assistant;

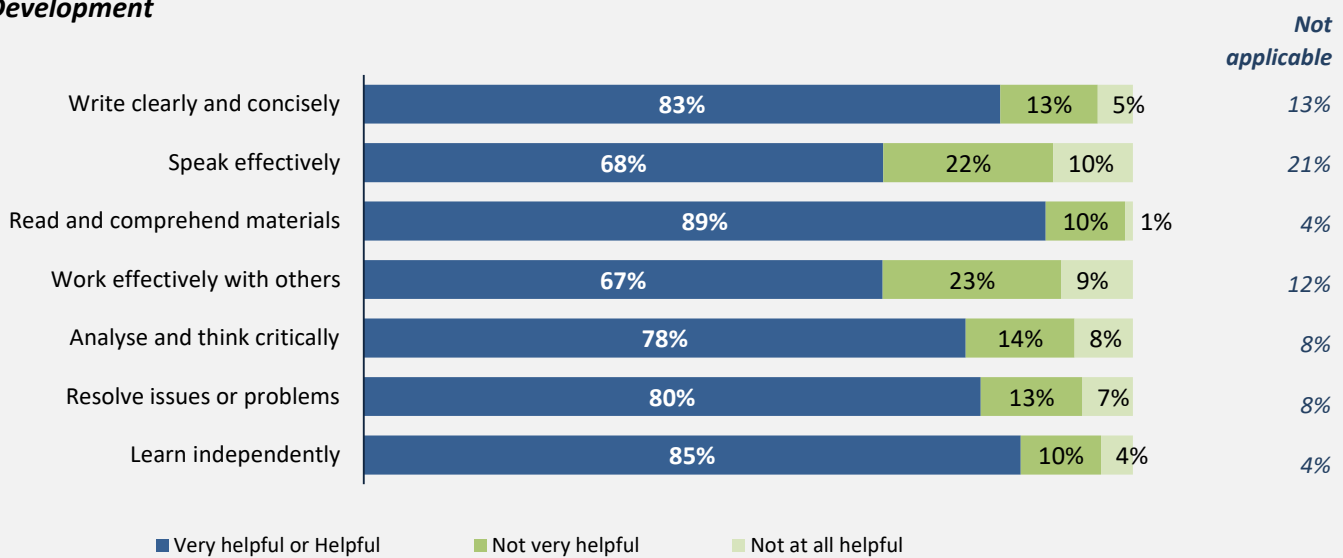
<b>Cohort</b>	<b>192</b>
<b>Respondents</b>	<b>101</b>
<b>Response Rate</b>	<b>53%</b>

## Skill Development and Post-Secondary Experience

**88%**

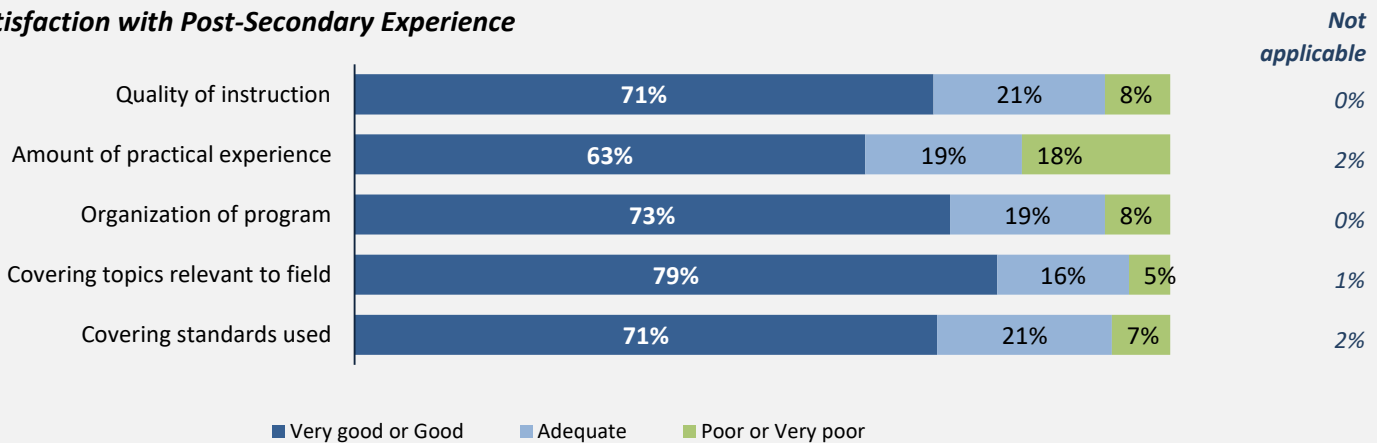
said they were very satisfied or satisfied with the education they received.

### Skill Development



Percentages are based on those who gave a valid rating, excluding those who said Not applicable.

### Satisfaction with Post-Secondary Experience



Percentages are based on those who gave a valid rating, excluding those who said Not applicable.