

Applied filters:

CPC: VCC: Leadership, VCC: Leadership Business, VCC: Leadership Coaching, VCC: Leadership Coaching Associate Certificate;

Cohort	87
Respondents	39
Response Rate	45%

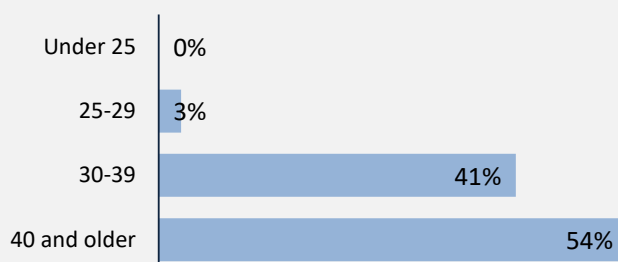
Description of Survey Respondents

Demographics

Gender



Age at the Time of the Survey



Aboriginal Identity

3%

Based on domestic students only.

Median Age

43

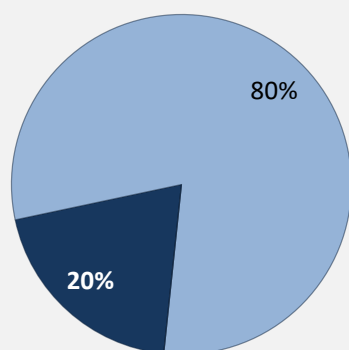
Further Education

26%

took further studies after graduating from their program

n = 10

Further Studies Related to Program



Very related Somewhat related
 Not very related Not at all related

Of those who took further studies at a different institution:

0%

expected transfer credit
n = 0

Of those who expected transfer credit:

—

Received transfer credit

—

were very satisfied or satisfied with their transfer experience

100%

of those who had taken further studies said their program prepared them well

21%

of respondents were currently studying

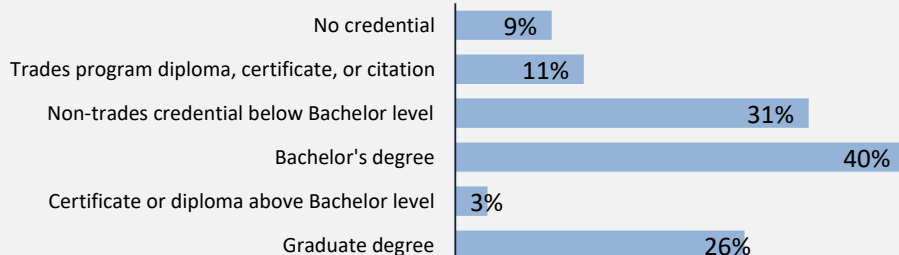
Past Education

92%

of respondents had taken previous post-secondary education

n = 36

Respondents were asked if they took ABE or ESL courses during or prior to their studies



Credentials are based on those who had taken previous post-secondary education. Respondents could report more than one type of post-secondary credential.

Adult Basic Education

3%

English as a Second Language

0%