

Applied filters:

CPC: VCC: Drafting;

Cohort	15
Respondents	7
Response Rate	47%


Description of Survey Respondents

Demographics

Gender



Age at the Time of the Survey



Aboriginal Identity

0%

Based on domestic students only.

Median Age

26

Further Education

0%

took further studies after graduating from their program

n = 0

Further Studies Related to Program

—
of those who had taken further studies said their program prepared them well

0%

of respondents were currently studying



Of those who took further studies at a different institution:

—
expected transfer credit
n = -

Of those who expected transfer credit:

—
Received transfer credit

—
were very satisfied or satisfied with their transfer experience

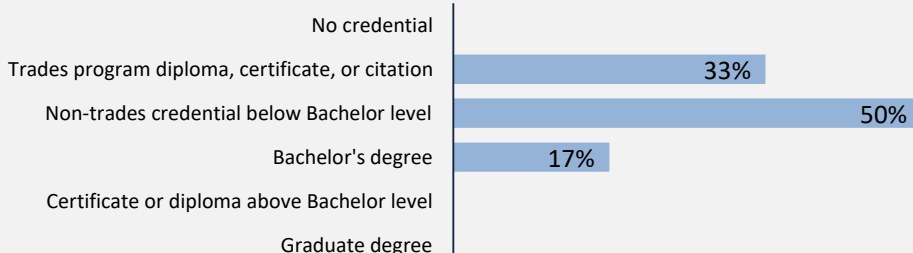
Past Education

86%

of respondents had taken previous post-secondary education

n = 6

Respondents were asked if they took ABE or ESL courses during or prior to their studies



Credentials are based on those who had taken previous post-secondary education. Respondents could report more than one type of post-secondary credential.

Adult Basic Education

0%

English as a Second Language

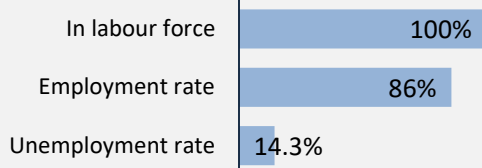
14%

Applied filters:

CPC: VCC: Drafting;


Cohort	15
Respondents	7
Response Rate	47%

Employment Outcomes



The "Employment rate" is the number employed as a percentage of all respondents. The "Unemployment rate" is the number of unemployed as a percentage of respondents in the labour force.

Of those employed: n = 6



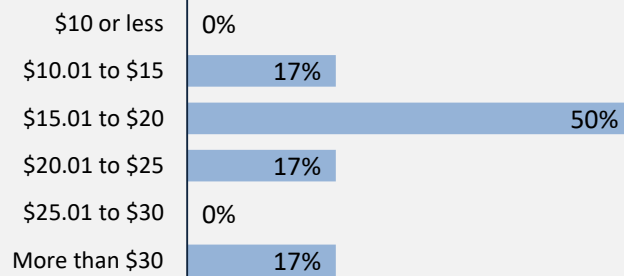
Weekly Hours Worked (median, main job)

40

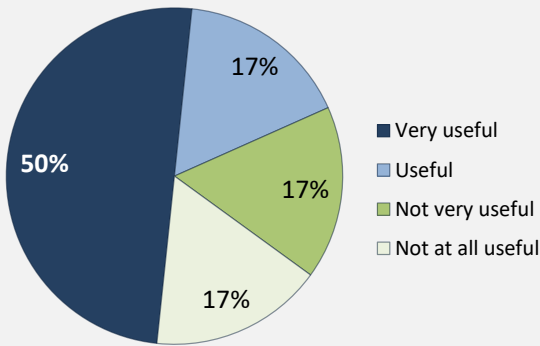
Hourly Wage (median, main job)

\$20

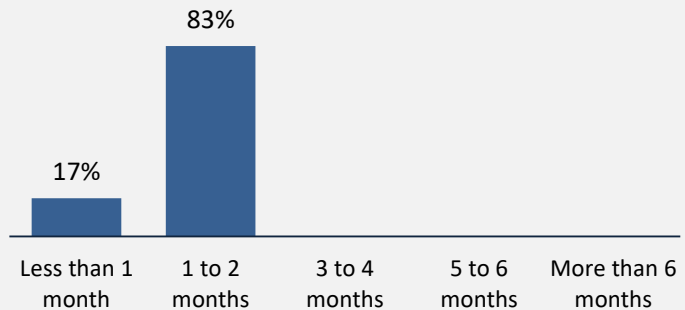
Hourly Wage Group (main job)



Skills and Knowledge Gained Useful in Performing Job



Time Spent Looking for Employment



Top Occupations (4-digit NOC)

	# Employed	% of those employed
2253: Drafting technologists and technicians	4	67%
1524: Purchasing and inventory control workers	1	17%
2251: Architectural technologists and technicians	1	17%
<i>Total of top occupations</i>	6	100%
<i>Total employed</i>	6	

Applied filters:

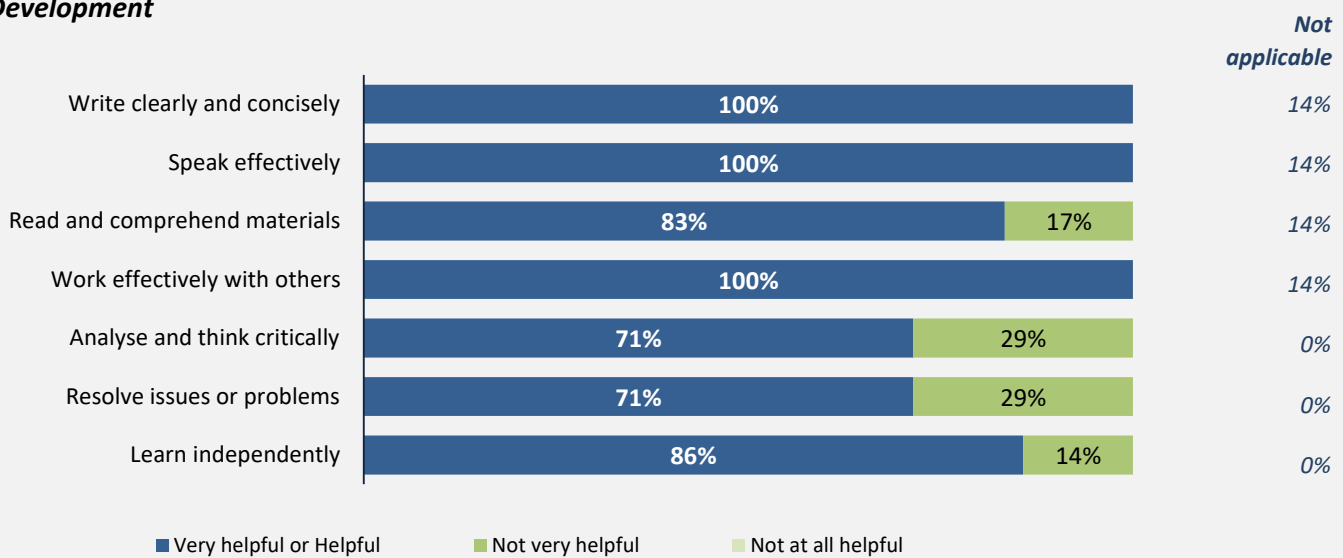
CPC: VCC: Drafting;

Cohort	15
Respondents	7
Response Rate	47%

Skill Development and Post-Secondary Experience

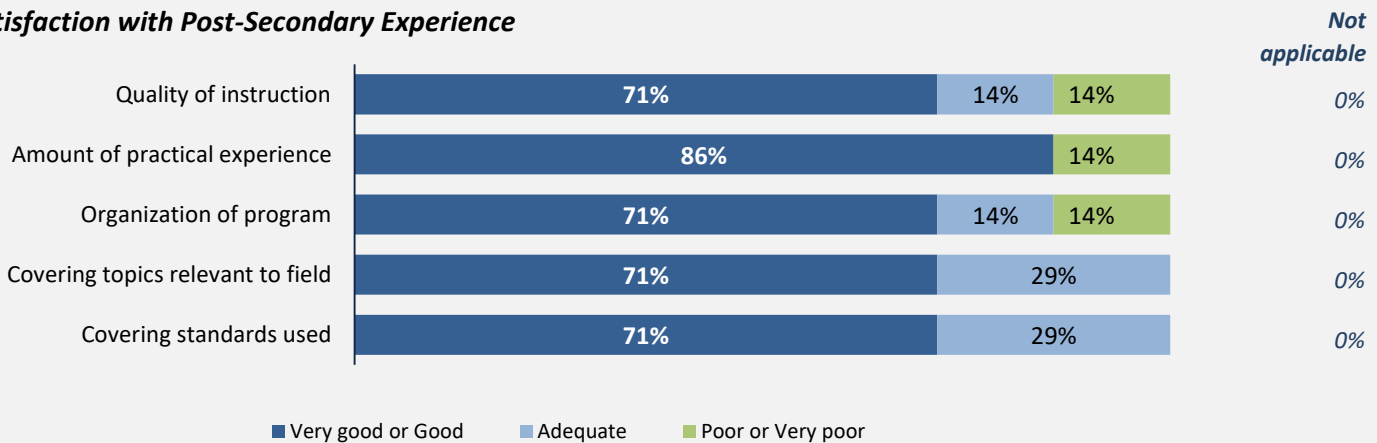
71% said they were very satisfied or satisfied with the education they received.

Skill Development



Percentages are based on those who gave a valid rating, excluding those who said Not applicable.

Satisfaction with Post-Secondary Experience



Percentages are based on those who gave a valid rating, excluding those who said Not applicable.