

Applied filters:

CPC: VCC: Dental Technology Sciences;

Cohort	19
Respondents	8
Response Rate	42%

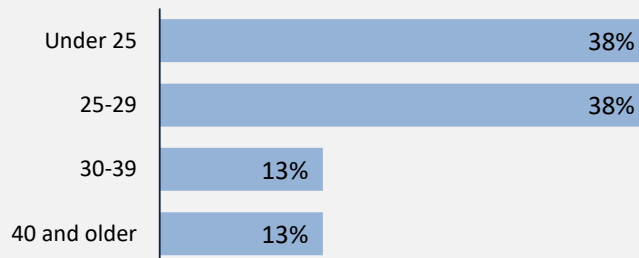
Description of Survey Respondents

Demographics

Gender



Age at the Time of the Survey



Aboriginal Identity

0%

Based on domestic students only.

Median Age

26

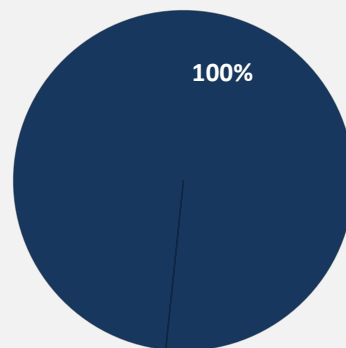
Further Education

14%

took further studies after graduating from their program

n = 1

Further Studies Related to Program



■ Very related ■ Somewhat related
 ■ Not very related □ Not at all related

Of those who took further studies at a different institution:

—
expected transfer credit
n = -

Of those who expected transfer credit:

—
Received transfer credit

—
were very satisfied or satisfied with their transfer experience

100%

of those who had taken further studies said their program prepared them well

13%


of respondents were currently studying

Past Education

50%

of respondents had taken previous post-secondary education

n = 4



Credentials are based on those who had taken previous post-secondary education. Respondents could report more than one type of post-secondary credential.

Respondents were asked if they took ABE or ESL courses during or prior to their studies

Adult Basic Education

13%

English as a Second Language

13%

Applied filters:

CPC: VCC: Dental Technology Sciences;

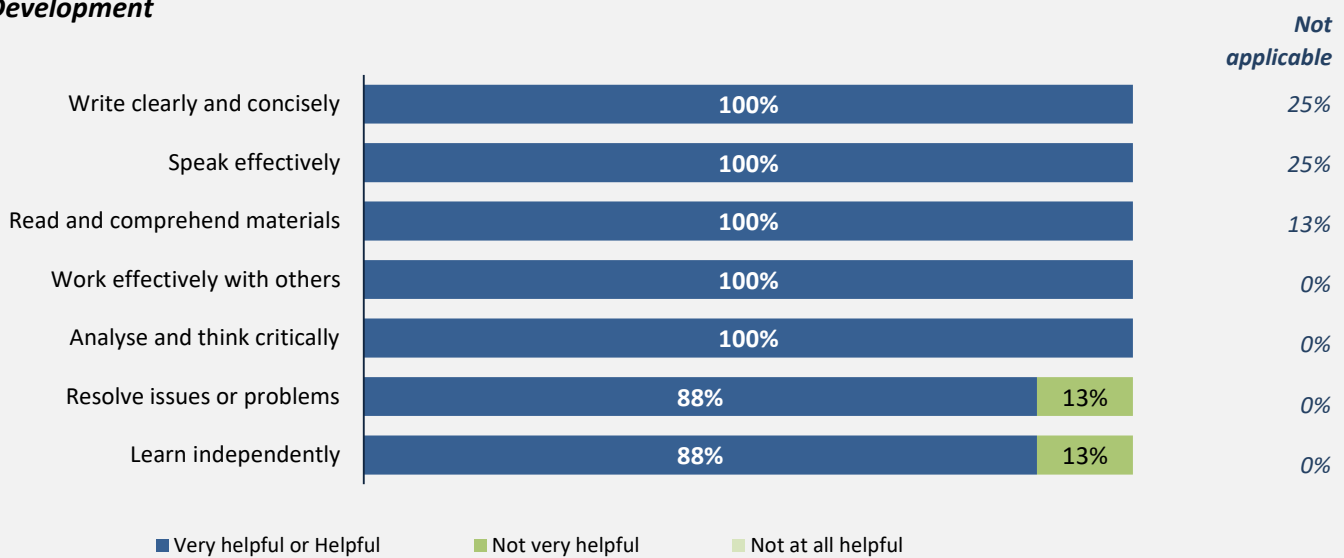
Cohort	19
Respondents	8
Response Rate	42%

Skill Development and Post-Secondary Experience

88%

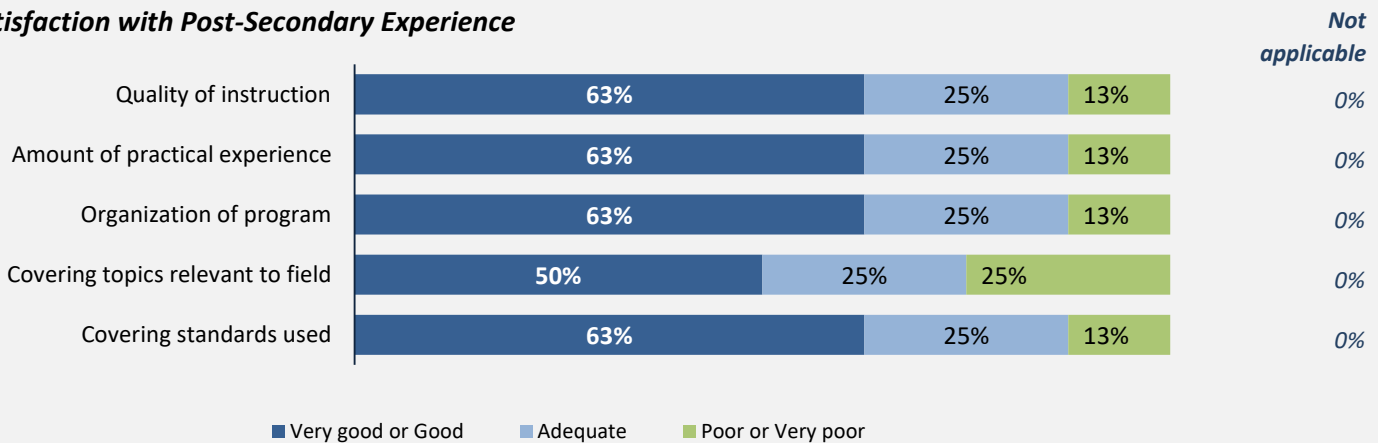
said they were very satisfied or satisfied with the education they received.

Skill Development



Percentages are based on those who gave a valid rating, excluding those who said Not applicable.

Satisfaction with Post-Secondary Experience



Percentages are based on those who gave a valid rating, excluding those who said Not applicable.