

Summary of Survey Results: 2018 to 2022

Trades Training Type:

Progressive apprenticeship, Traditional apprenticeship, Trades foundation, and Trades-related vocational programs

Applied filters:

CPC: VCC: Auto Refinishing Prep Apprentice;

Cohort 45
Respondents 31
Response Rate 69%

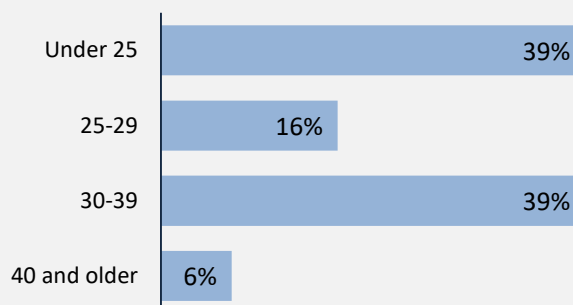
Description of Survey Respondents

Demographics

Gender



Age at the Time of the Survey



Aboriginal Identity

10%

Based on domestic students only

Median Age

28

About the Respondents

33%

relocated from their hometown to attend program


0%

*took **Adult Basic Education** courses during or prior to their trades training program*

4%

*took **English as a Second Language** courses during or prior to their trades training program*

Region respondents were living in at the time of the survey



Summary of Survey Results: 2018 to 2022

Trades Training Type:

Progressive apprenticeship, Traditional apprenticeship, Trades foundation, and Trades-related vocational programs

Applied filters:

CPC: VCC: Auto Refinishing Prep Apprentice;

Cohort	45
Respondents	31
Response Rate	69%

Employment Outcomes

In the labour force

97%

Employment rate

97%

Unemployment rate


0.0%

The "Employment rate" is the number employed as a percentage of all respondents.

The "Unemployment rate" is the number of unemployed as a percentage of respondents in the labour force.

Of those employed:

n = 30



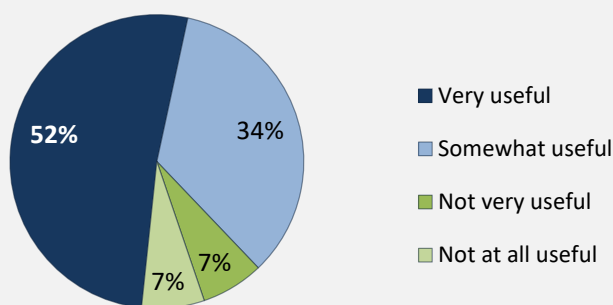
Hourly Wage
(median, main job)

\$20

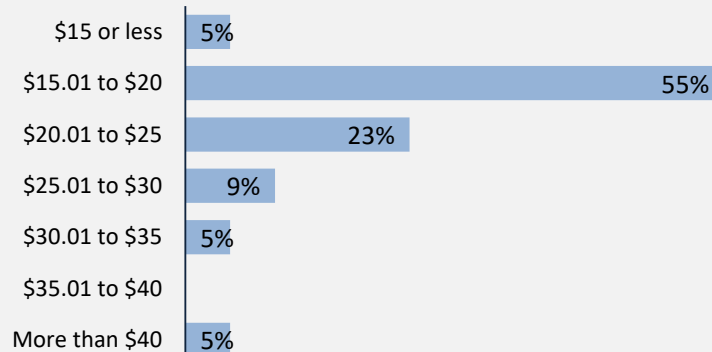
Hours Worked
(median, main job)

40

Skills and Knowledge Gained Useful in Performing Job



Hourly Wage Group (main job)



Top Occupations (4-digit NOC)

	# employed	% of those employed
7322: Motor vehicle body repairers	22	73%
6732: Specialized cleaners	2	7%
9536: Industrial painters, coaters and metal finishing process operators	2	7%
0621: Retail and wholesale trade managers	2	7%
XXXX: Unclassified occupations	1	3%
7611: Construction trades helpers and labourers	1	3%

Total of top occupations 30 100%

Total employed 30 Page 2 of 4

Summary of Survey Results: 2018 to 2022

Trades Training Type:

Progressive apprenticeship, Traditional apprenticeship, Trades foundation, and Trades-related vocational programs

Applied filters:

CPC: VCC: Auto Refinishing Prep Apprentices;

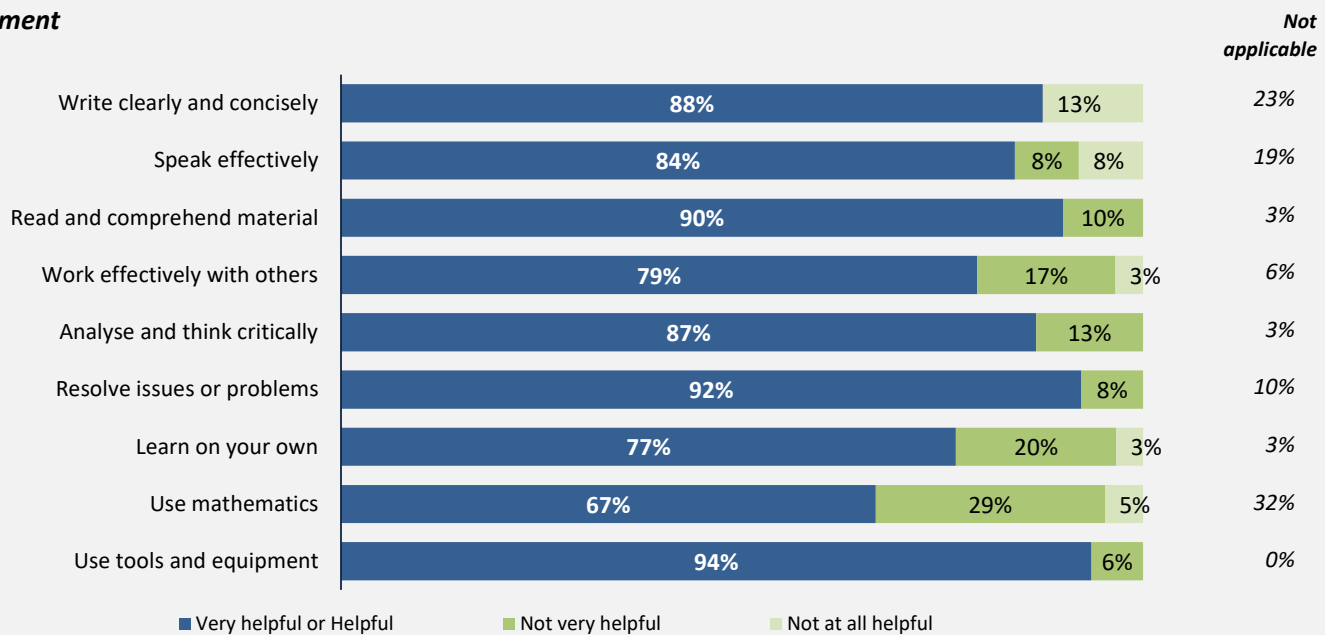
Cohort	45
Respondents	31
Response Rate	69%

Skill Development and Post-Secondary Experience

90%

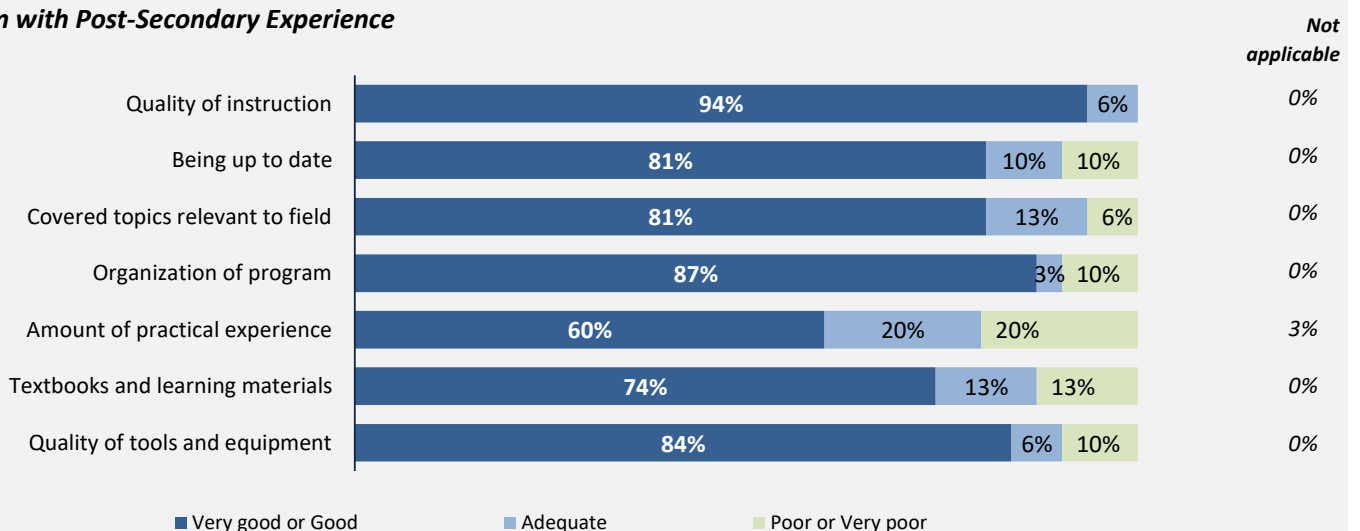
said they were very satisfied or satisfied with the education they received.

Skill Development



Percentages are based on those who gave a valid rating, excluding those who said not applicable.

Satisfaction with Post-Secondary Experience



Percentages are based on those who gave a valid rating, excluding those who said not applicable.

Summary of Survey Results: 2018 to 2022

Trades Training Type:
Progressive apprenticeship, Traditional apprenticeship

Applied filters:

CPC: VCC: Auto Refinishing Prep Apprentice;

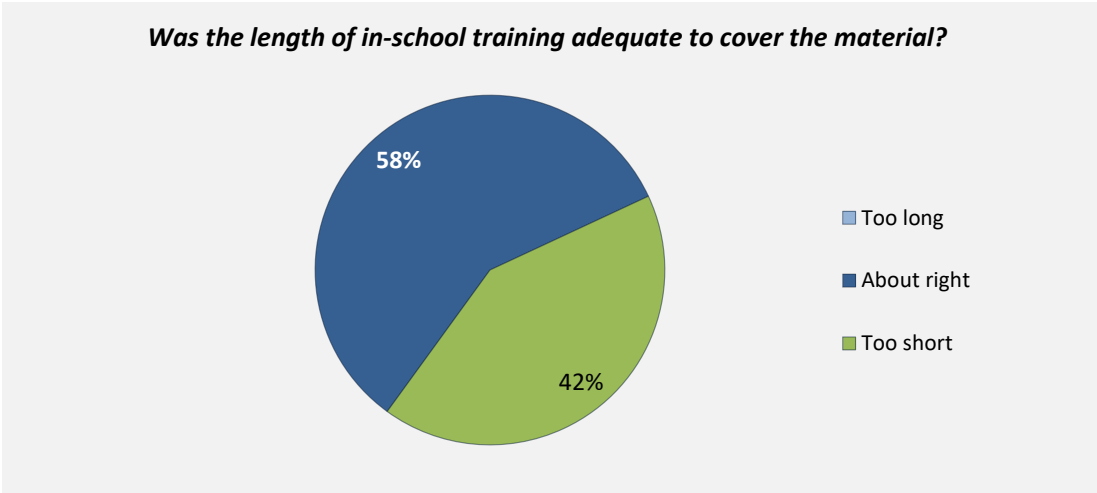
Cohort	45
Respondents	31
Response Rate	69%

Apprenticeship programs

In-School Experiences

83%
obtained their Certificate of Qualification

90%
said the knowledge and skills gained in their program were useful in preparing to write the Certificate of Qualification or Red Seal certification exams



Workplace Experiences

87%
said they were very satisfied or satisfied with their **workplace training**

97%
said their workplace training was **related to their in-school training**

100%
were **employed as an apprentice during their program**

Employment After Leaving School

97% of employed respondents found a job in their trade, including those who had a job to return to after their training

97%
had a **job in their trade** to return to after their training

77%
were still working for the same employer

