

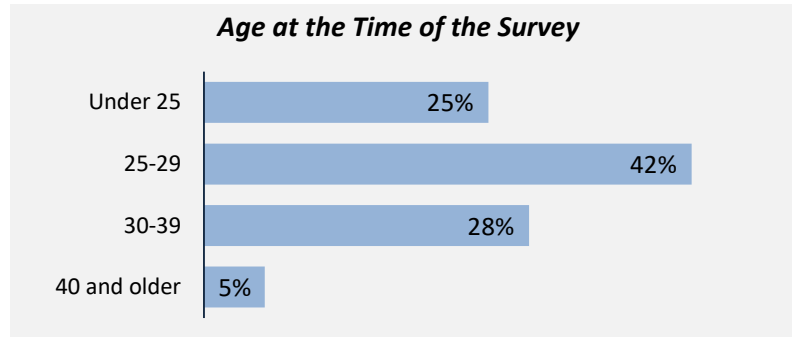
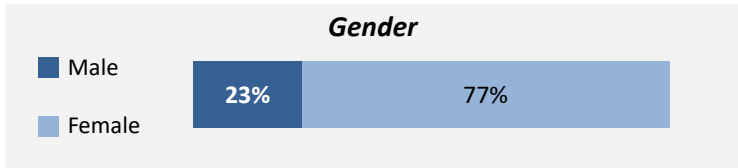
Applied filters:

CPC: VCC: Pharmacy Technician;

Cohort	98
Respondents	57
Response Rate	58%

Description of Survey Respondents

Demographics



Aboriginal Identity
2%
Based on domestic students only.

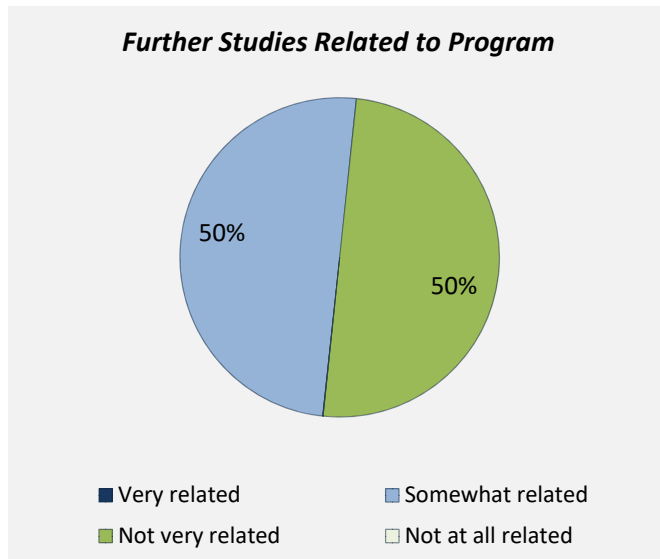
Median Age
27

Further Education

4%
 took further studies after graduating from their program
n = 2

100%
 of those who had taken further studies said their program prepared them well

0%
 of respondents were currently studying



Of those who took further studies at a different institution:

0%
 expected transfer credit
n = 0

Of those who expected transfer credit:

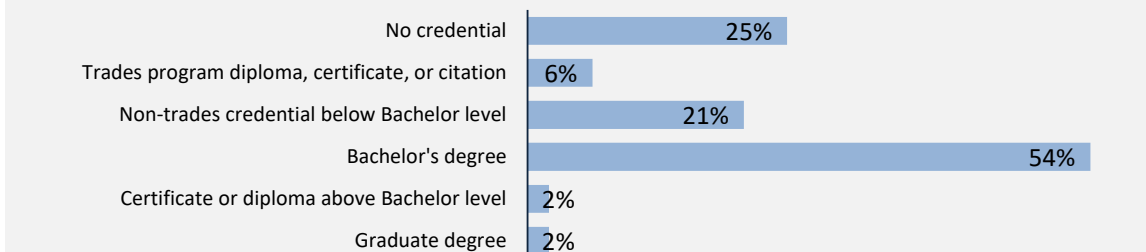
-
 Received transfer credit

-
 were very satisfied or satisfied with their transfer experience

Past Education

84% of respondents had taken previous post-secondary education *n = 48*

Respondents were asked if they took ABE or ESL courses during or prior to their studies



Adult Basic Education
16%

English as a Second Language
2%

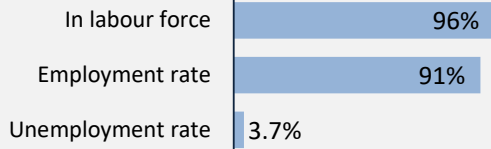
Credentials are based on those who had taken previous post-secondary education. Respondents could report more than one type of post-secondary credential.

Applied filters:

CPC: VCC: Pharmacy Technician;

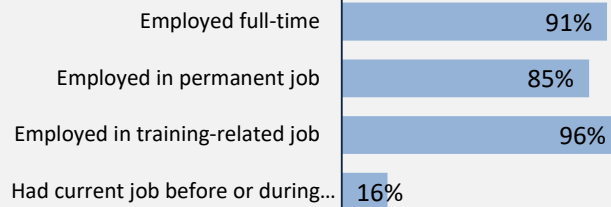
Cohort	98
Respondents	57
Response Rate	58%

Employment Outcomes



The "Employment rate" is the number employed as a percentage of all respondents. The "Unemployment rate" is the number of unemployed as a percentage of respondents in the labour force.

Of those employed: n = 52



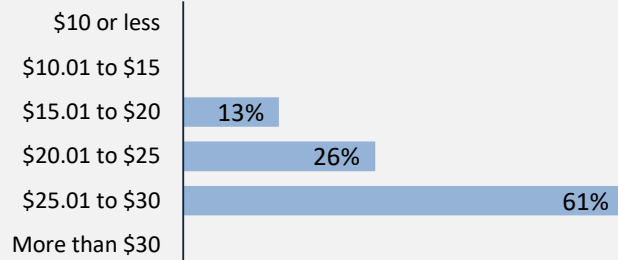
Weekly Hours Worked (median, main job)

38

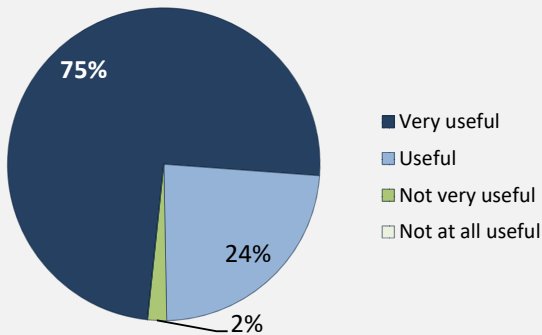
Hourly Wage (median, main job)

\$26

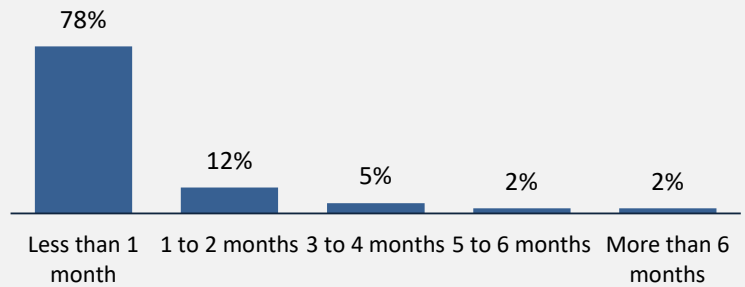
Hourly Wage Group (main job)



Skills and Knowledge Gained Useful in Performing Job



Time Spent Looking for Employment



Top Occupations (4-digit NOC)

	# Employed	% of those employed
3219: Other medical technologists and technicians (except dental health)	26	50%
3414: Other assisting occupations in support of health services	22	42%
XXXX: Unclassified occupations	2	4%
1414: Receptionists	1	2%
0621: Retail and wholesale trade managers	1	2%
<i>Total of top occupations</i>	52	100%
<i>Total employed</i>	52	

Applied filters:

CPC: VCC: Pharmacy Technician;

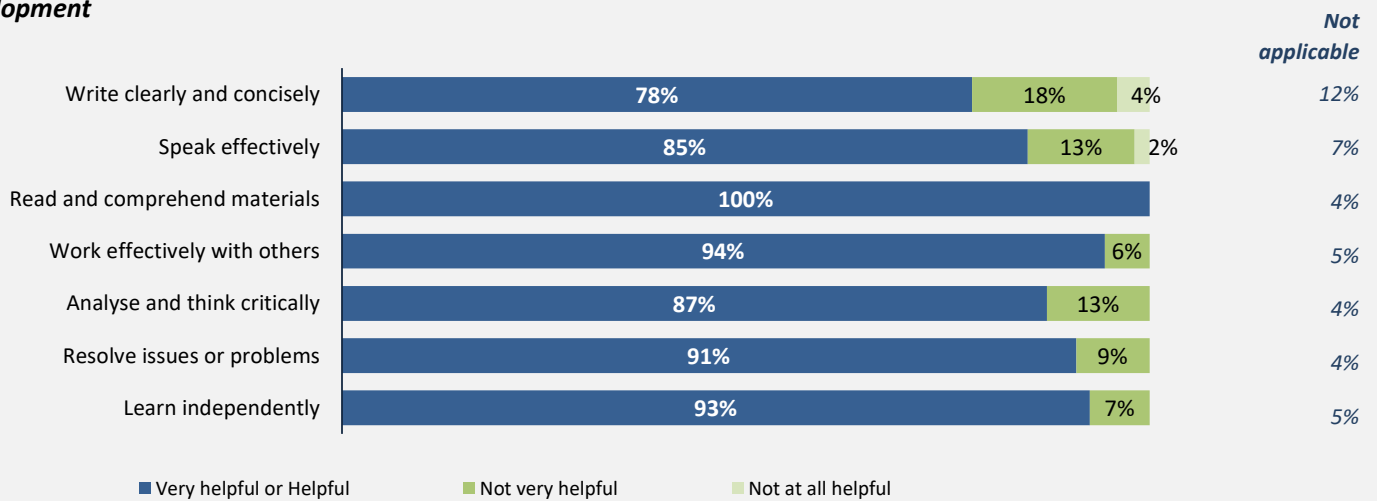
Cohort	98
Respondents	57
Response Rate	58%

Skill Development and Post-Secondary Experience

95%

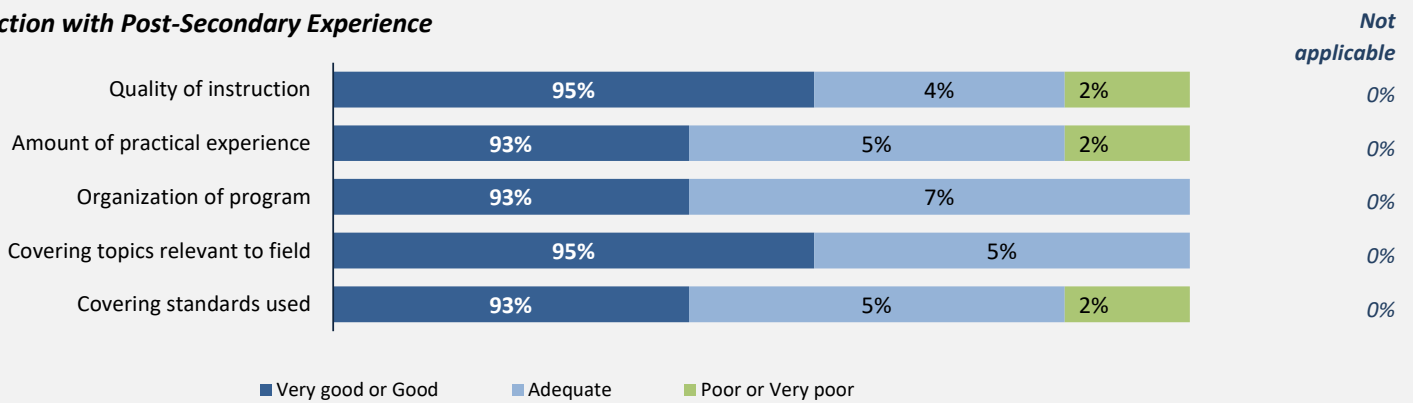
said they were very satisfied or satisfied with the education they received.

Skill Development



Percentages are based on those who gave a valid rating, excluding those who said Not applicable.

Satisfaction with Post-Secondary Experience



Percentages are based on those who gave a valid rating, excluding those who said Not applicable.