

Summary of Survey Results: 2019-2023

Trades Training Type:

Progressive apprenticeship, Traditional apprenticeship, Trades foundation, and Trades-related vocational programs

Applied filters:

CPC: VCC: Esthetics & Spa Therapy;

Cohort	456
Respondents	176
Response Rate	39%

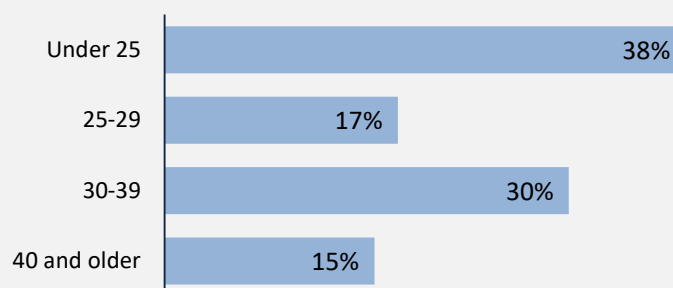
Description of Survey Respondents

Demographics

Gender



Age at the Time of the Survey



Aboriginal Identity

4%

Based on domestic students only

Median Age

28

About the Respondents

56%

relocated from their hometown to attend program


1%

*took **Adult Basic Education** courses during or prior to their trades training program*

12%

*took **English as a Second Language** courses during or prior to their trades training program*

Region respondents were living in at the time of the survey



Summary of Survey Results: 2019-2023

Trades Training Type:

Progressive apprenticeship, Traditional apprenticeship, Trades foundation, and Trades-related vocational programs

Applied filters:

CPC: VCC: Esthetics & Spa Therapy;

Cohort	456
Respondents	176
Response Rate	39%

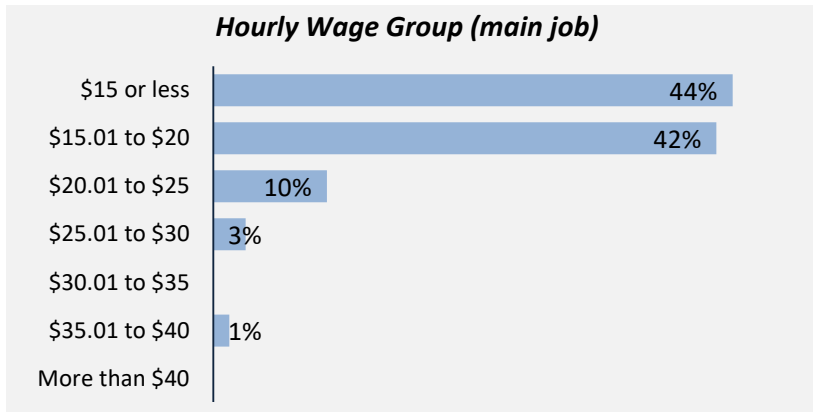
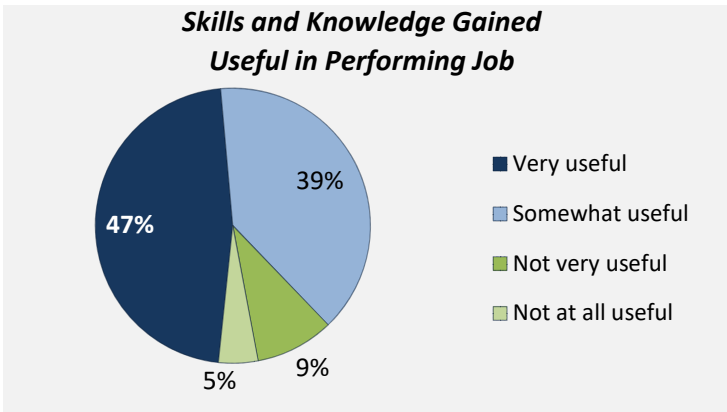
Employment Outcomes

<p>In the labour force</p> <h1>92%</h1>	<p>Employment rate</p> <h1>80%</h1>	<p>Unemployment rate</p> <h1>11.8%</h1>
--	--	--

The "Employment rate" is the number employed as a percentage of all respondents.
 The "Unemployment rate" is the number of unemployed as a percentage of respondents in the labour force.

Of those employed: n = 135

<table border="0"> <tr> <td>Employed full-time</td> <td style="text-align: right;">67%</td> </tr> <tr> <td>Employed in training-related job</td> <td style="text-align: right;">62%</td> </tr> <tr> <td>Employed in permanent position</td> <td style="text-align: right;">67%</td> </tr> </table>	Employed full-time	67%	Employed in training-related job	62%	Employed in permanent position	67%	<p>Hourly Wage (median, main job)</p> <h1>\$16</h1>	<p>Hours Worked (median, main job)</p> <h1>35</h1>
Employed full-time	67%							
Employed in training-related job	62%							
Employed in permanent position	67%							



Top Occupations (4-digit NOC)	# employed	% of those employed
6562: Estheticians, electrologists and related occupations	46	34%
6341: Hairstylists and barbers	30	22%
XXXX: Unclassified occupations	16	12%
6421: Retail salespersons	8	6%
6711: Food counter attendants, kitchen helpers and related support occupations	5	4%
6611: Cashiers	4	3%
6513: Food and beverage servers	3	2%
0631: Restaurant and food service managers	3	2%
6322: Cooks	2	1%
0651: Managers in customer and personal services, n.e.c.	2	1%
Total of top occupations	119	88%
Total employed	135	

Summary of Survey Results: 2019-2023

Trades Training Type:

Progressive apprenticeship, Traditional apprenticeship, Trades foundation, and Trades-related vocational programs

Applied filters:

CPC: VCC: Esthetics & Spa Therapy;

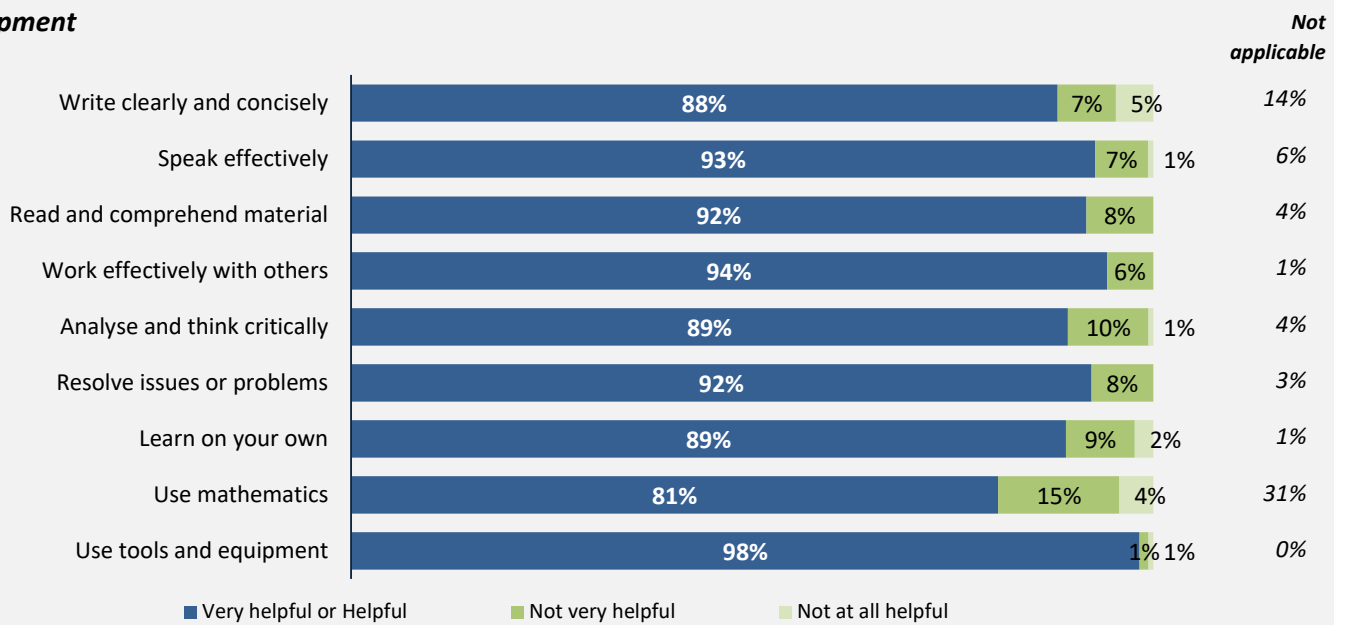
Cohort	456
Respondents	176
Response Rate	39%

Skill Development and Post-Secondary Experience

94%

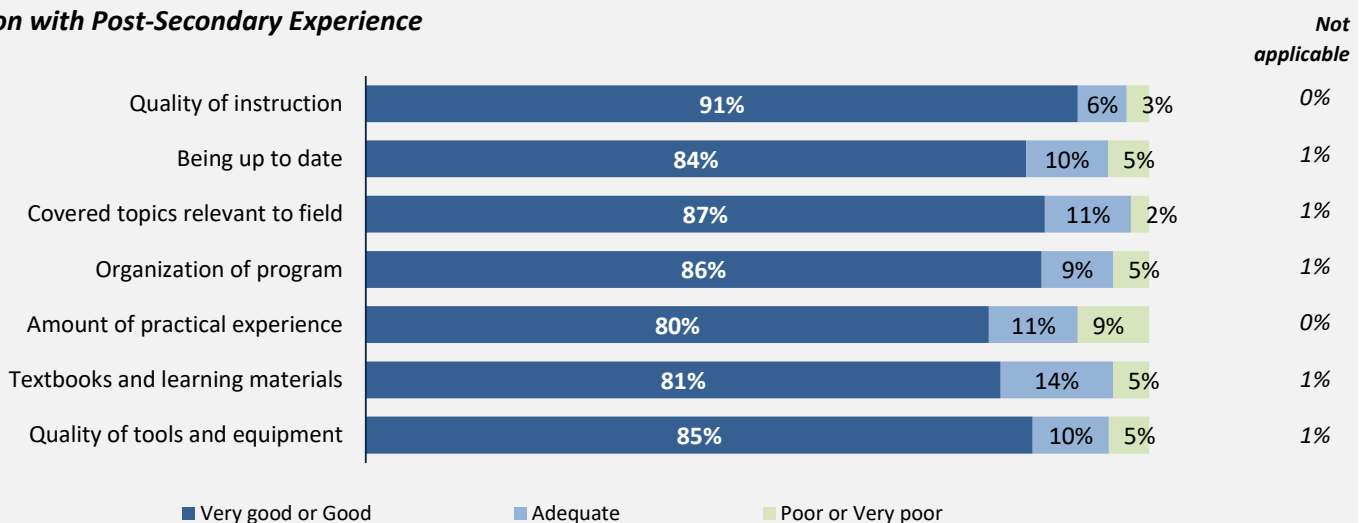
said they were very satisfied or satisfied with the education they received.

Skill Development



Percentages are based on those who gave a valid rating, excluding those who said not applicable.

Satisfaction with Post-Secondary Experience



Percentages are based on those who gave a valid rating, excluding those who said not applicable.

Summary of Survey Results: 2019-2023

Trades Training Type:

Trades foundation, Trades-related vocational programs

Applied filters:

CPC: VCC: Esthetics & Spa Therapy;

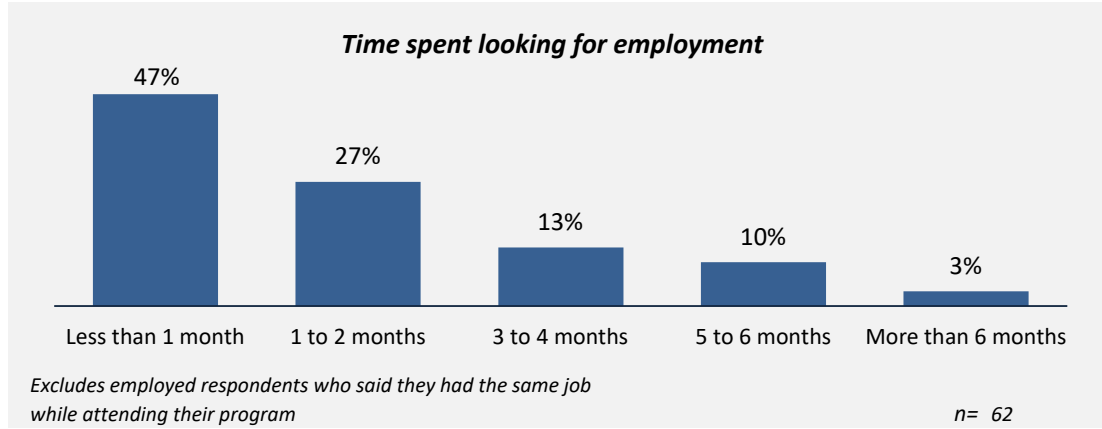
Cohort	456
Respondents	176
Response Rate	39%

Trades foundation & Trades-related vocational programs

Employment After Leaving School

46%
had the same job before or while they were attending school

84%
said their education was useful in getting their job



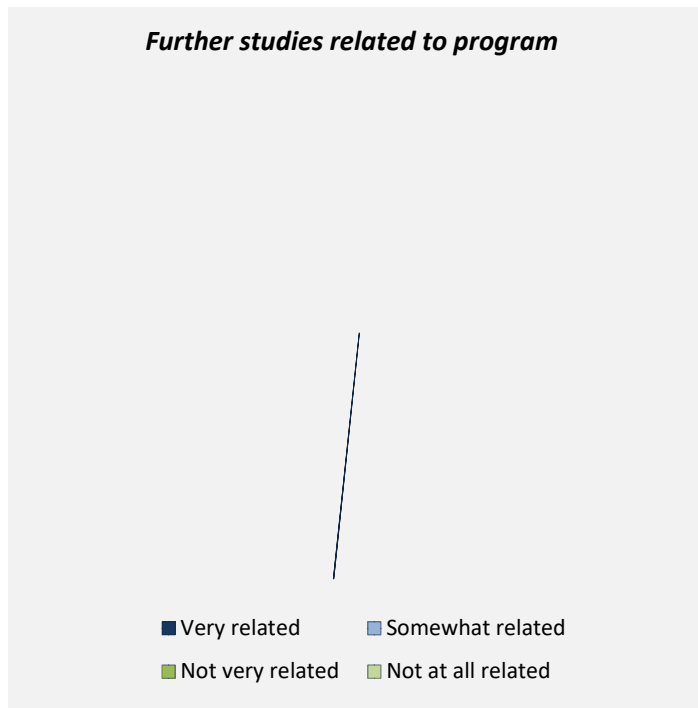
Other Education

Trades-related vocational respondents only, results are shown for the education they took before and after their program.

—
took further studies after completing their program
n = -

—
of those who had taken further studies said their program prepared them well

—
of respondents were currently studying
n = -



Of those who took further studies at a different institution:

—
expected transfer credit
n = -

Of those who expected transfer credit:

—
received transfer credit

—
were very satisfied or satisfied with their transfer experience

Summary of Survey Results: 2019-2023

Trades Training Type:

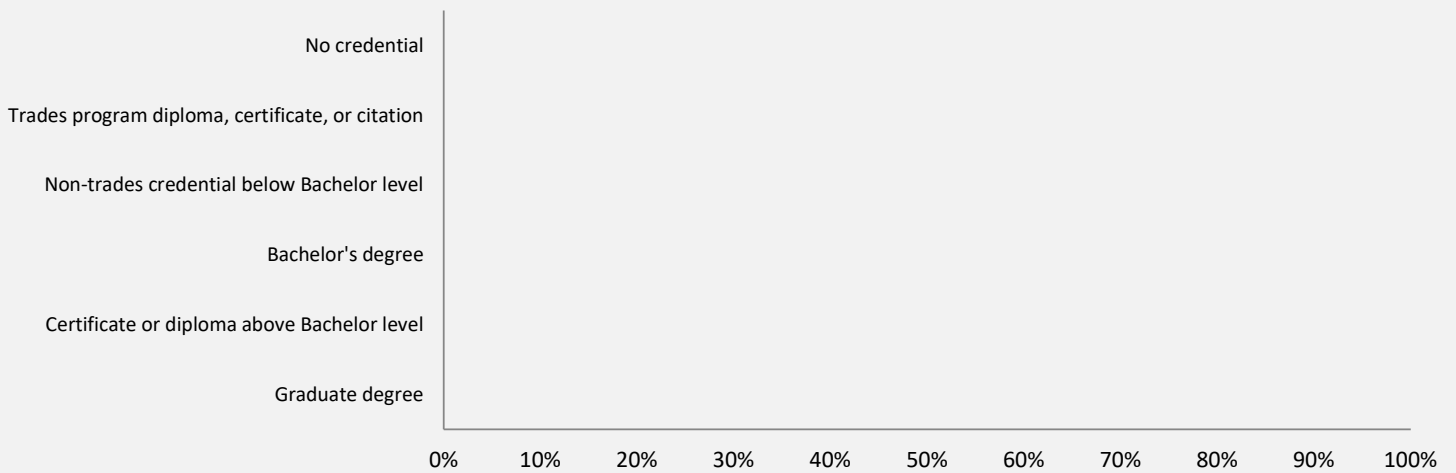
Trades foundation, Trades-related vocational programs

Applied filters:

CPC: VCC: Esthetics & Spa Therapy;

Cohort	456
Respondents	176
Response Rate	39%

had taken previous post-secondary education n = -



Based on those who had taken previous post-secondary education.
Respondents could report more than one type of post-secondary credential.

Transition to Apprenticeship n = 166
The following results are for Trades foundation respondents only.

61%

of Trades foundation respondents tried to get employment as an apprentice after they left their program

81%

of those who tried to get employment as an apprentice were successful

Program prepared them for their apprenticeship training

